Alpha
Consulting Engineers Pte Ltd

FEEDBACK REPORT FORM

Ref No: 129-080310 (S)

To: LCT From: LFY

Job No./Project: LIFT MASTER SPECS
SCHEDULE OF DRAWINGS *(where applicable)*

Source of feedback: _____

Scope of Feedback: * ☐ Quality ☐ Environmental ☐ Administrative ☐ Contractual ☐ Technical ☒ Specification ☐ Others

Section A : Problem & Cause

Standard drawings do not reflect the door jamb details accurately.

Section B : Mitigating Action Taken, if any

Section C : Suggested Corrective Action

Revised door jamb details added.

Section D : Approved Corrective Action

Document Affected * : ☑ Yes ☐ No Affected Document : L|S1-1

Approved By : _____ Date : 3/3

Section E : Action

Action By : NA/CAD

Targeted Completion : March 2010

Actual Completion : 3/3/10 Verified By : _____

** Mark [X] where appropriate*

Distribution: | | | | | | | |

Select one of the following headings

LIFT & ESCALATOR INSTALLATION

LIFT INSTALLATION

ESCALATOR INSTALLATION

SCHEDULE 1 - SCHEDULE OF DRAWINGS

S1.1 Standard Specification Drawings/Details

1.	Basic Lift Car Finishes	SL(LI)-1
2.	Angle Bracket for Lift Door Sill	SL(LI)-2
3.	R.C. Nib for Lift Door Sill	SL(LI)-3
4.	Detail of Full Width Door Jamb	SL(LI)-4
5.	Detail of Narrow & Concealed Door Jamb	SL(LI)-5

S1.2 Architectural & Structural Drawings

The architectural and structural drawings are available at the Architects' and Structural Engineers' office respectively for viewing by the tenderers. The tenderers shall study all these drawings in relation to the Lift and Escalator Installation before submitting their tenders. All costs necessary to comply with the requirements as shown on these drawings pertaining to the Lift and Escalator Installation shall be deemed to have been included in the Sub-Contract Sum.

S1.3 Specification Drawings

Item	Description	Drawing No.	Date

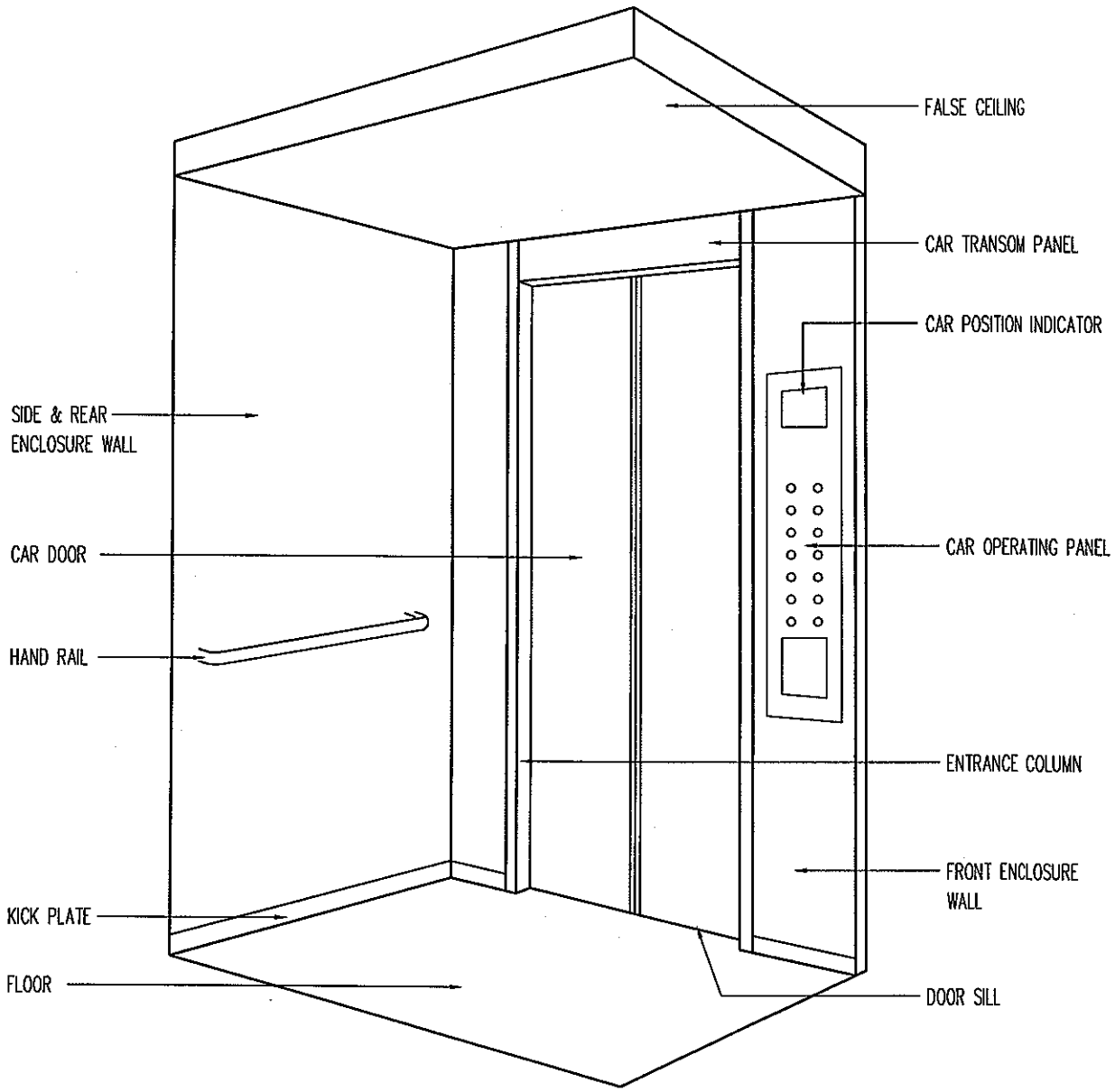

NOTES:

1. UNLESS OTHERWISE SPECIFIED, ALL WALLS, FALSE CEILING AND FRONT RETURN PANEL SHALL BE PROVIDED WITH STAINLESS STEEL GRADE 304 HAIRLINE FINISHES.

2. IF FLOOR FINISHES SUCH AS MARBLE OR GRANITE ARE SPECIFIED, IT SHALL BE PROVIDED BY THE MAIN CONTRACTOR AND INSTALLED BY THE LIFT SUB-CONTRACTOR.

Drawing Title: BASIC LIFT CAR FINISHES

Alpha Consulting Engineers Pte Ltd

Drawing No.: SL(LI) - 1

Rev.: A

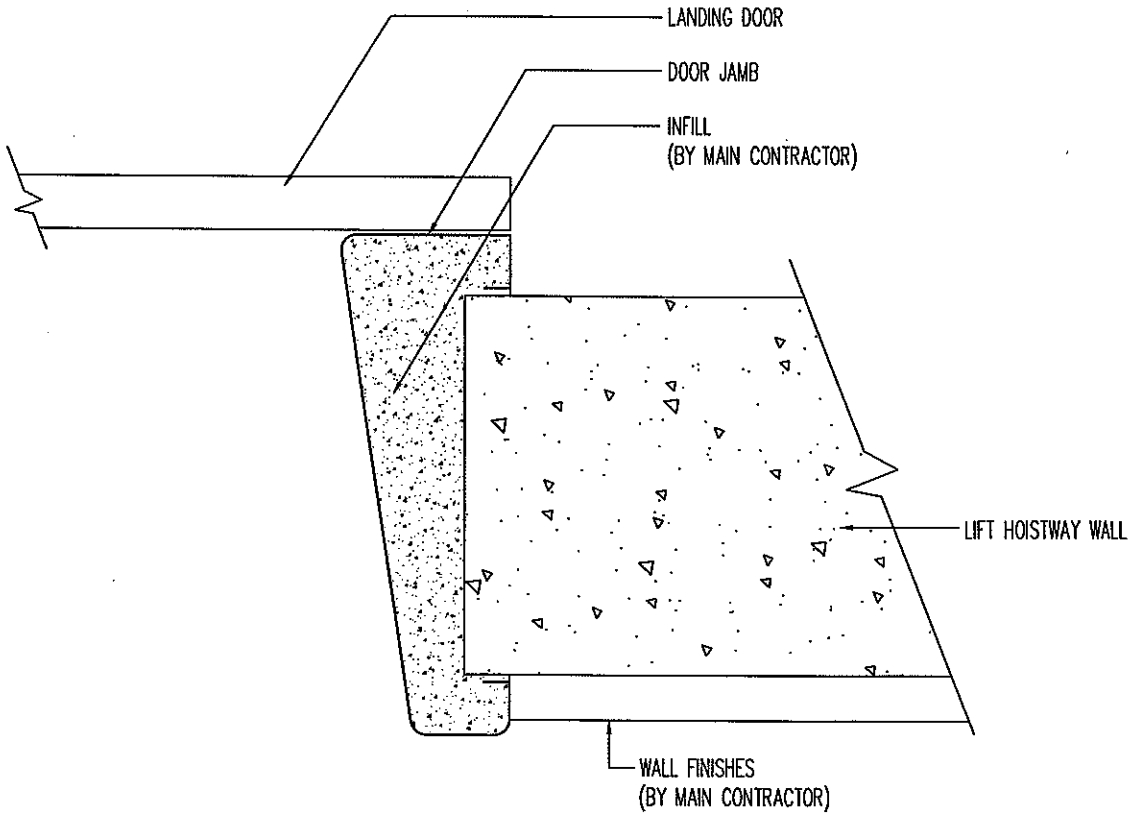

NOTE

THE PROFILE OF THE FULL WIDTH DOOR JAMB SHALL BE IN ACCORDANCE WITH ARCHITECT'S DETAILS & SPECIFICATIONS.

Drawing Title

DETAIL OF FULL WIDTH DOOR JAMB

Alpha Consulting Engineers Pte Ltd

Drawing No. SL(LI) - 4

Rev. B

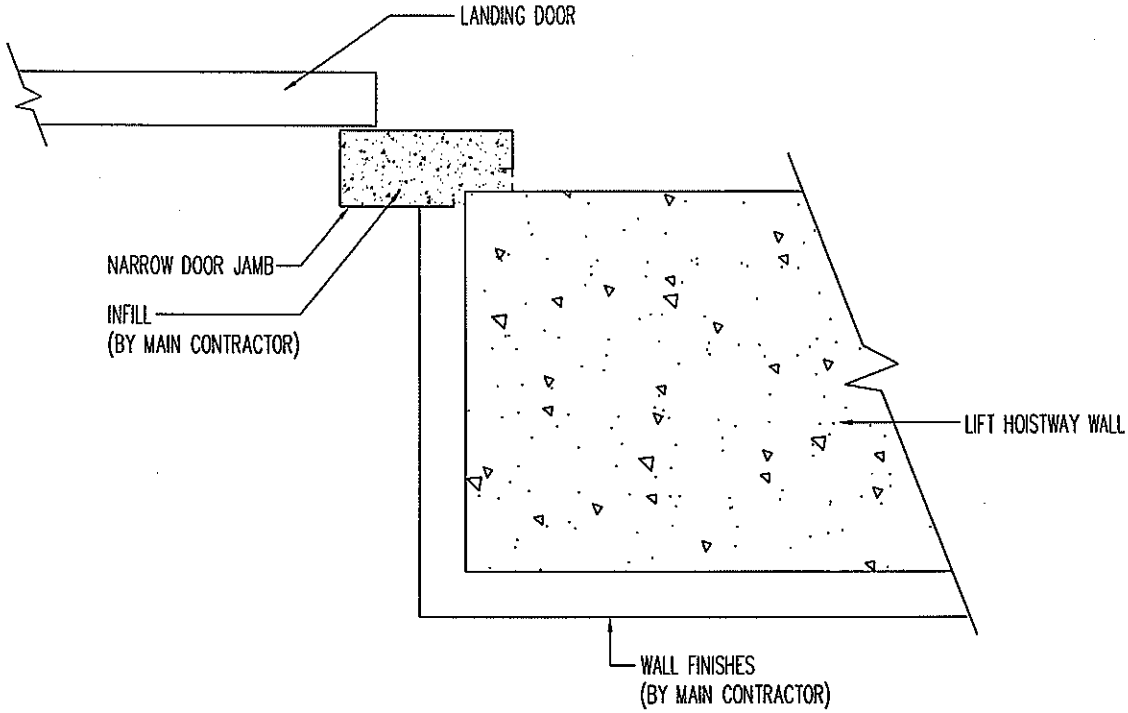

NARROW DOOR JAMB

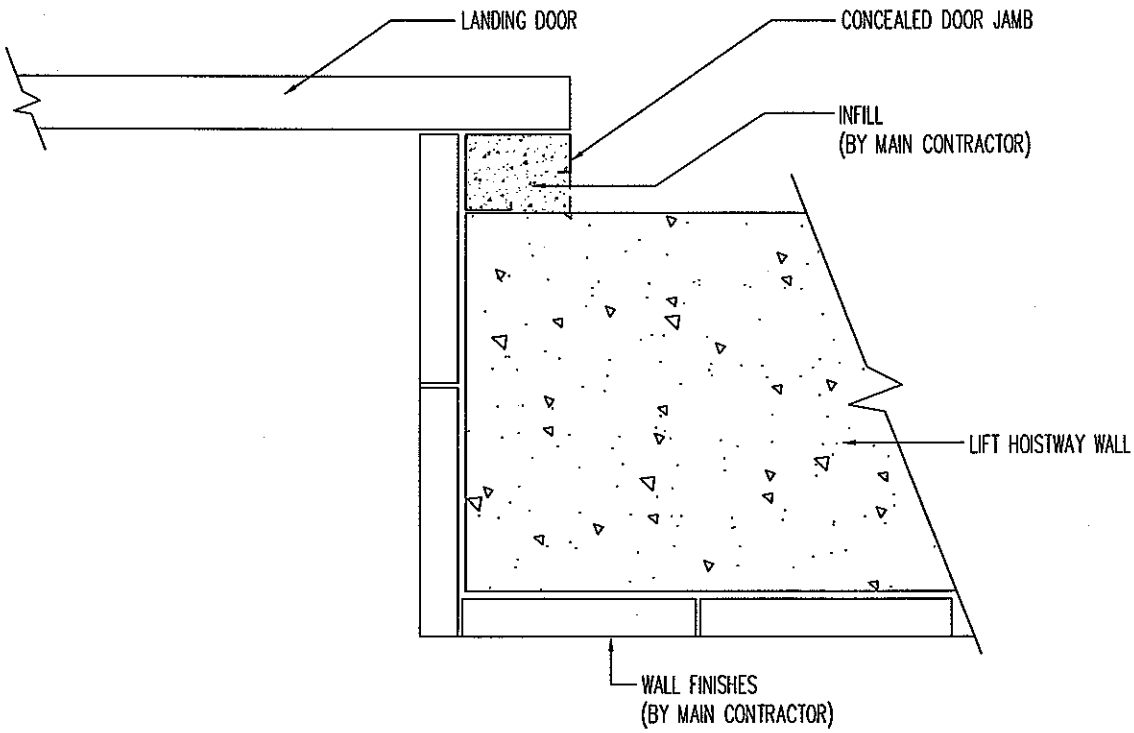

CONCEALED DOOR JAMB

NOTE

ALL CONCEALED DOOR JAMBS MUST BE IN POLISHED STAINLESS STEEL TO ARCHITECT'S APPROVAL

Drawing Title

DETAIL OF NARROW & CONCEALED DOOR JAMB

Alpha Consulting Engineers Pte Ltd	Drawing No. SL(LI) - 5	Rev. B