HITACHI
Inspire the Next

http://www.hitachi.com/businesses/elevator/index.html

Contact Address:

The information in this catalogue is subject to change without notice.

MIX
Paper from responsible sources
FSC® C015138

VEGETABLE OIL INK

Printed in Japan(H) **RE-E223Q** 0617

HITACHI
Inspire the Next



MACHINE ROOM-LESS ELEVATOR

Model OUG Series ON1

Creating a New History

Hitachi Group is active in a wide range of business sectors. From the technology and experience built up over many years, come the synergies that feed new innovation.

Hitachi has been developing and manufacturing elevators and escalators since 1924.

As social demands on elevators change over time, Hitachi's machine room-less elevator model OUG series ON1, developed in Japan, meets the needs of customers in terms of efficiency, safety, comfort, and space savings. Hitachi is creating a new history for elevators, and for your building.





















History of Hitachi elevators

•1932•First elevator is delivered: freight elevator for Tokyo Electric Co. **•1968•**300m/min. elevator is delivered to Japan's first skyscraper: Kasumigaseki Building. **•1991•**Power-saving inverter-controlled ultra-high-speed elevator commences operations: Tokyo Metropolitan Government Building No. 1. **•2003•**300m/min. double-deck elevator is delivered: Roppongi Hills Mori Tower, Tokyo. **•2007•**480m/min, 2,850 kg high-rise shuttle elevator is delivered: Tokyo Midtown, Midtown Tower. **•2008•**World's largest ultra-high-speed double-deck elevator is delivered: Shanghai World Financial Center. **•2011•**600m/min. ultra-high-speed elevator for the Middle East: Al Hamra Mixed-Use Complex, Kuwait. **•2012•**High-speed, large-capacity elevator providing access to Japan's highest (450m) observation platform: Tokyo Sky Tree. **•2016•**Delivery of the ultra-high-speed elevators, with a speed of 1,200 m/min. (20 m/s), to the Guangzhou CTF Finance Centre (530m tall) in Guangzhou, China.

Four classifications of value we provide for your building

Energy efficiency

Page 5, 6

Reduced energy consumption with standard specifications

Power consumption can be reduced to approximately 1/6.

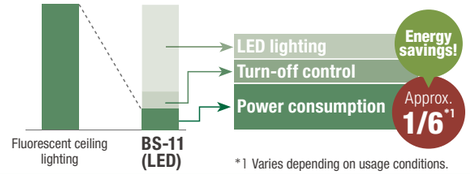

*1 Varies depending on usage conditions.

LED lighting

Use of LED lighting gives reduction in energy consumption by approximately 1/4 and its service life three times longer compared with fluorescent lighting.

Automatic turn-off of car lighting and fan

Standard

When the elevator is idle, the lighting and ventilation fan in the elevator are automatically turned off to conserve energy. Energy consumption is reduced by adopting LED lighting for the ceiling and shortening the time until the lighting and fan turn off.

Regenerative system

Option

The traction mechanism acts as a power generator and transmit power back to the building electrical network that reduces energy consumption by approximately 30%.

With regenerative system — Energy savings! Approx. 30%*2

*2 Effectiveness during normal operation. Effectiveness differs depending on usage conditions.

Comfort

Page 7-9

Improved riding comfort

Standard

Motor control and vibration-absorbing type guide shoes provide a quiet and smooth ride.

Group control systems

Option

Group control systems provide passengers with appropriate guidance and help reduce the probability of long waits.

Ion generator

Option

Ion generator works to improve air quality.

Elevator interior deodorizing test*3

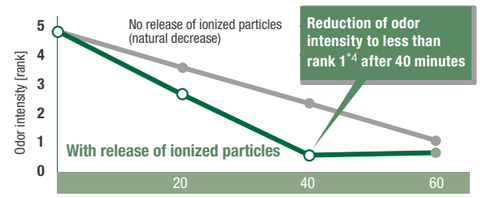

*3 Results after 40 minutes in test performed in (13-passenger) elevator measuring approx. 5.5 m^3. Results may differ from those in actual usage space.

*4 Odor strength rank 1 is defined as "extremely weak odor that is hardly noticeable."

Note: Testing organization: Hitachi Power Solutions Co., Ltd. Testing method: Verification using six-rank odor intensity indication method in passenger elevator with 13-person capacity Deodorizing method: Release of ionized particles Subject: Methyl mercaptan was released and the change in its concentration was measured.



* Artist's conception.

Safety & Emergency

Page 10

Door signal with multi-beam door sensor

Option

Door signal that tells when the door is going to close for enhanced safety.

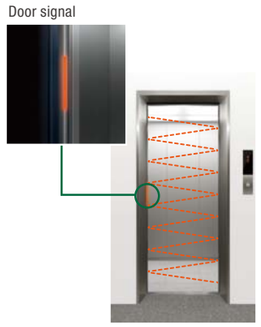

Micro-leveling

Standard

Automatically corrects the elevator landing level when there is a level difference between car and floor.

Automatic rescue device for power failure

Option

When a power failure is detected, the drive power supply switches over to battery power, and the elevator automatically moves to the nearest floor and releases the passengers.

Design

Page 11, 12

LCD indicators

Option

In-car indicator and hall indicator with color LCD are available. They provide a quick overview of the operating status.



In-car LCD indicator — Hall LCD indicator

Car and hall design

Select the most suitable design from the options available, including ceiling and 3 side walls designs created by Hitachi's designers to match a variety of building types.



Energy efficiency

LED lighting

By adopting LED lighting for all ceiling designs, energy consumption is reduced and service life is prolonged compared with fluorescent lighting.

BS-11*1

Standard



Power consumption approx. 1/4
that of fluorescent lighting
Employs LED lighting with
approx. 3x*2 longer service life.

	Fluorescent ceiling lighting	BS-11 (LED)
Power consumption	69 W	**17** W*3
Service life	Approx. 12,000 hours	Approx. **40,000** hours*4

By changing the time until the lighting turns off during standby from three to one minute…
Power consumption can be reduced to approx. 1/6

	Fluorescent ceiling lighting	BS-11 (LED)
Annual illumination duration	Approx. 3,000 hours	Approx. **1,500** hours*5
Annual power consumption	Approx. 207 kWh/year	Approx. **35** kWh/year

•Reduction of power consumption

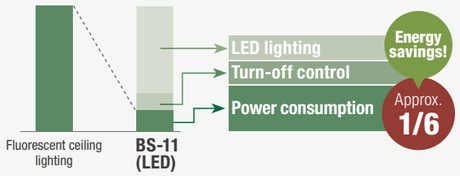

SL-11*1

Option



Power consumption approx. 1/6
that of fluorescent lighting
Employs LED lighting with
approx. 3x*2 longer service life.

	Fluorescent ceiling lighting	SL-11 (LED)
Power consumption	207 W	**33** W*3
Service life	Approx. 12,000 hours	Approx. **40,000** hours*4

By changing the time until the lighting turns off during standby from three to one minute…
Power consumption can be reduced to approx. 1/12

	Fluorescent ceiling lighting	SL-11 (LED)
Annual illumination duration	Approx. 3,000 hours	Approx. **1,500** hours*5
Annual power consumption	Approx. 621 kWh/year	Approx. **50** kWh/year

•Reduction of power consumption

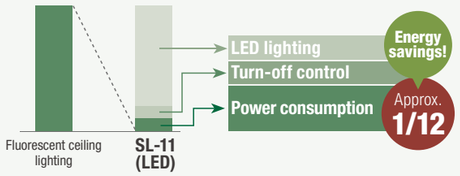

*1 These ceilings are not compliant with EN81-20/50 and SS550. In case of EN81-20/50, they can be used if the customer agrees.
*2 Comparison with 10-passenger model with fluorescent ceiling lighting. Results may differ depending on ceiling configuration and dimensions.
*3 Power consumption of fixture including lighting power supply.
*4 Rated service life of fixture including lighting power supply. Actual service life may vary depending on usage conditions.
*5 Varies depending on usage conditions.

Automatic turn-off of car lighting and fan

Standard

When the elevator is idle, the lighting and ventilation fan in the elevator are automatically turned off to conserve energy. Energy consumption is reduced by adopting LED lighting for the ceiling and shortening the time until the lighting and fan turn off.

Regenerative system

Option

Making use of energy generated by the elevator

Making use of the energy generated by the elevator when traveling downwards with a heavy car load or upwards with a light car load, the traction mechanism acts as a power generator and transmit power back to the electrical network in the building.

Flow of regenerated power

• • • Industrial power
▬ Regenerated power

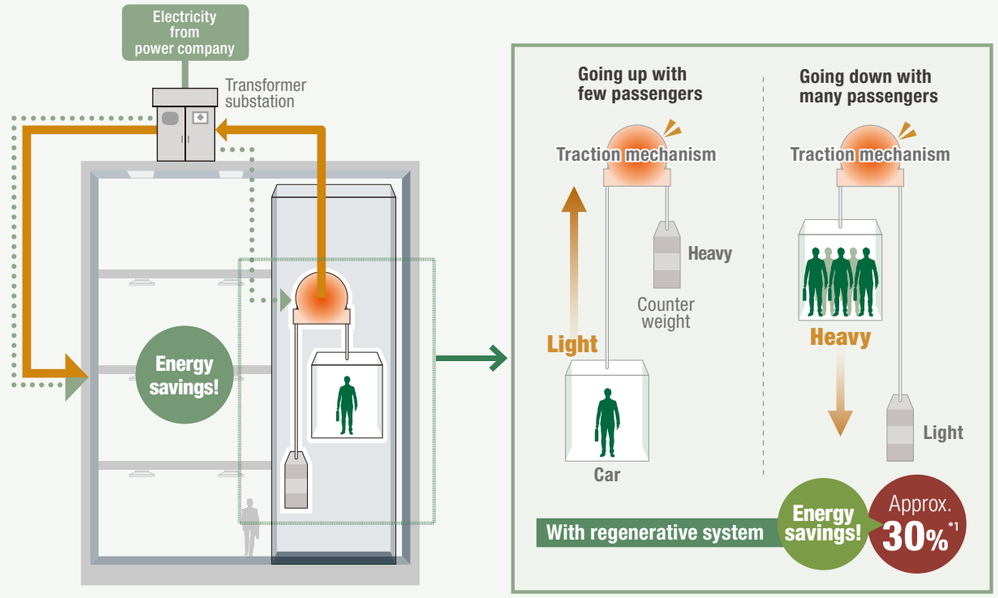

*1 Effectiveness during normal operation and differs depending on usage conditions.

Comfort

FI-600 Group control system Option

Group control systems help reduce waiting time

Shortening average waiting times and reducing the probability of a long wait*1 are the most important tasks of the group control system of an elevator. Hitachi continues to develop control algorithms to meet these needs. The FI-600 employs a new type of algorithm, future reference trajectory control. It helps reduce the probability of long waits.

*1 "Long wait" refers to a waiting time of over 60 seconds.

Summary of future reference trajectory control

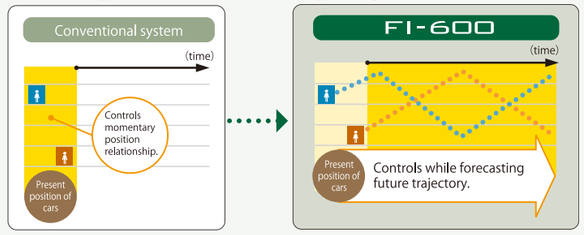

FIBEE Destination floor reservation system Option

FIBEE leads passengers more reliably to their destination floors

Hitachi has added a destination floor reservation system to the group control system. After each passenger registers their destination floor at the hall, they are informed ahead of time of the elevator they should use. This helps reduce congestion in the hall.

Conventional group control | **Destination floor reservation system**

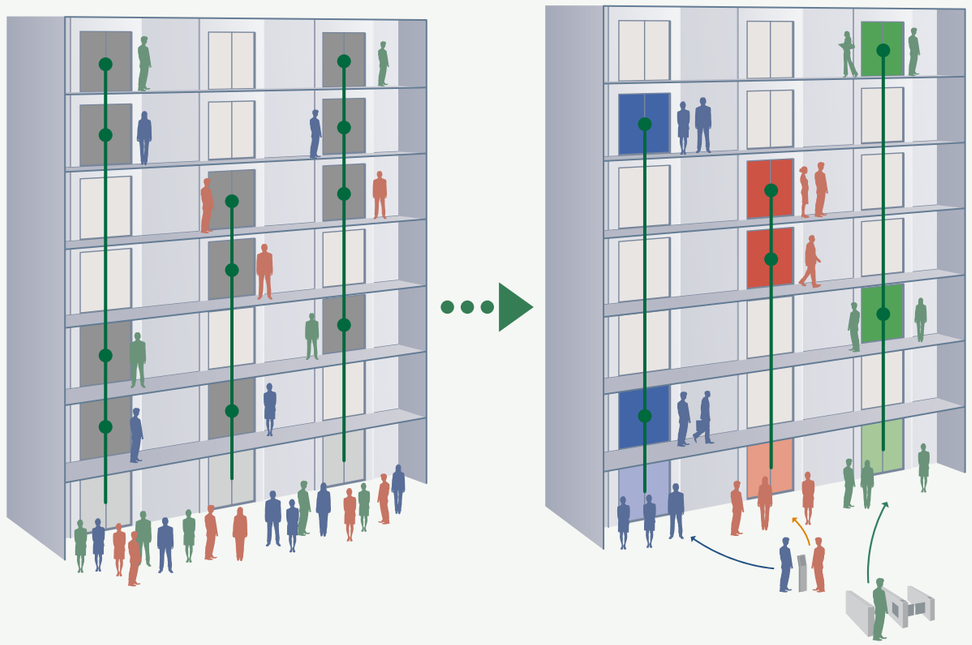

Using elevators with FIBEE

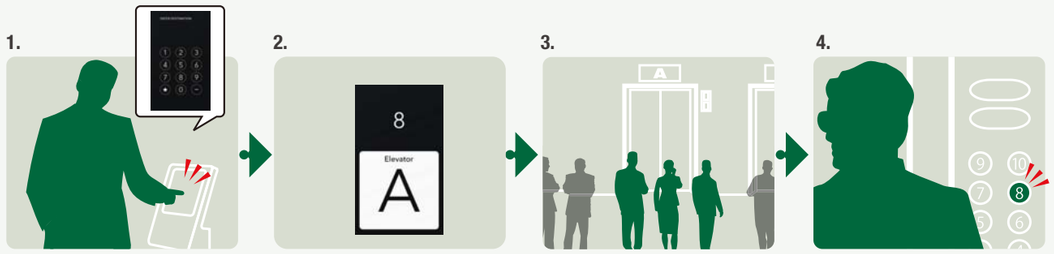

1. Passenger registers the desired destination floor through the registration device
2. The registration device indicates the elevator that has been assigned.
3. Passenger moves to the front of the assigned elevator and waits.
4. Passenger enters the elevator and will be taken to the destination floor.

Destination floor registration device

Touch screen type (wall-mounted)



Display

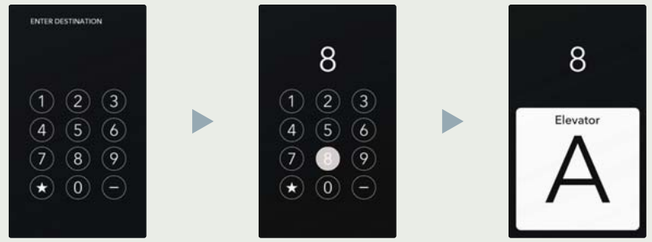

Ion generator

Option



Note: Artist's conception.

Ion generator improves air quality

An ion generator manufactured in Japan is mounted on top of the car. Nano-sized electrostatic atomized water particles work to improve air quality.

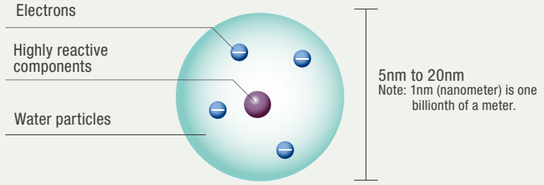

Elevator interior deodorizing test*1

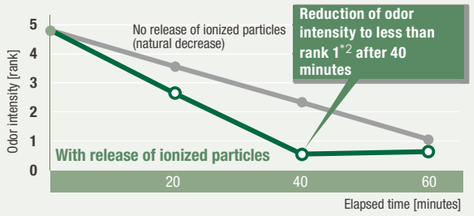

*1 Results after 40 minutes in test performed in (13-passenger) elevator measuring approx. 5.5 m^3. Results may differ from those in actual usage space.
*2 Odor strength rank 1 is defined as "extremely weak odor that is hardly noticeable."

Testing organization: Hitachi Power Solutions Co., Ltd.
Testing method: Verification using six-rank odor intensity indication method in passenger elevator with 13-person capacity
Deodorizing method: Release of ionized particles
Subject: Methyl mercaptan was released and the change in its concentration was measured.

About ionized particles

The ionized particles released into the air come into contact with odor molecules and the OH radicals break down substances that cause odor.[1] Also, the ionized particles come into contact with allergens (pollen[2] and mites[3]), bacteria,[4] and viruses,[5] and the OH radicals denaturize their protein and suppress them.

1. Testing organization: Panasonic Corporation Product Analysis Center. Testing method: Direct exposure in 250-liter test space and verification using six-rank odor intensity indication method. Deodorizing method: Release of ionized particles. Subject: Accumulated cigarette odor. Test result: Odor intensity reduction of 0.8 after 30 minutes. Test number: E02-090313MH-01 2. Testing organization: Panasonic Corporation Product Analysis Center. Testing method: Direct exposure in 45-liter test space and measurement using ELISA method. Suppression method: Release of ionized particles. Subject: Allergen (pollen). Test result: Over 99% suppression after two hours. Test number: E02-080303IN-03 3. Testing organization: Panasonic Corporation Product Analysis Center. Testing method: Direct exposure in 45-liter test space and measurement using ELISA method. Suppression method: Release of ionized particles. Subject: Allergen (mites). Test result: Over 98% suppression after two hours. Test number: E02-080204IN-02 4. Testing organization: Kitasato Research Center for Environmental Science. Testing method: Direct exposure in 1-square-meter test vessel and measurement of bacteria count. Suppression method: Release of ionized particles. Subject: Airborne bacteria. Test result: Over 99% suppression after 20 minutes. Kitasato Biogenetic: 20_0154_1. Test performed for one type of bacteria only. 5. Testing organization: Kitasato Research Center for Environmental Science. Testing method: Direct exposure in 1-square-meter test vessel and measurement of virus count. Suppression method: Release of ionized particles. Subject: Airborne virus. Test result: Over 99% suppression after 90 minutes. Kitasato Biogenetic: 20_0154_1. Test performed for one type of virus only.

Note: The ionized particles suppress viruses, etc., but they are not guaranteed to prevent infection.
Note: The ion generator is not available in the following cases:
(1) When the ceiling is supplied by the customer.
(2) When the car internal depth is 1,250mm or less.

Improved riding comfort

Standard

Measures such as control to suppress motor vibration and vibration-absorbing type guide shoes are utilized. These reduce noise and vibration when the elevator is in motion for a smooth and quiet ride.

Safety & Emergency

Door signal with multi-beam door sensor (The closing door alert)

Option

The door signal flashes to notify passengers when the door is starting to close

The multi-beam door sensor is backed by a door signal that notifies passengers when the door is going to close. The LED on the edge of the door starts to blink about one second before the door starts to close. If the door close button in the elevator car is pressed, the LED starts blinking at the same time as the door starts to close.

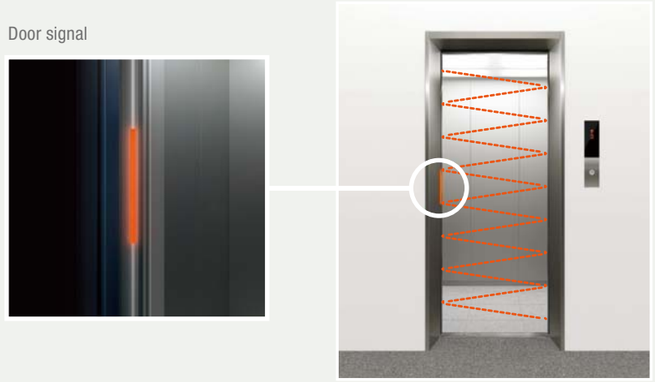

Note: Illustration shows simulated view of beams.

Micro-leveling

Standard

Automatic correction of elevator landing level when there is a level difference between car and floor. This improves safety when getting on and off the elevator.

Automatic rescue device for power failure

Option

In a power failure, the elevator switches to battery operation, and moves to the nearest floor

When a power failure is detected, the drive power supply switches over to battery power, and the elevator automatically moves to the nearest floor and releases the passengers for safety. This lessens the worry of being shut in the elevator by a power outage in a building with no private generator equipment.



Design

Ceiling designs (Silkscreen print)

Option

By applying silk screening to the ceilings of SL-11 and DX-101, Hitachi ceiling designs coordinate your elevator with the building decor.

SL-11*1


SL-11-Oriental mosaic


SL-11-Cube


SL-11-Kaleidoscope

DX-101*1


DX-101-Lattice


DX-101-Geometric star


DX-101-Arabesque

*1 These ceilings are not compliant with EN81-20/50 and SS550. In case of EN81-20/50, they can be used if the customer agrees.

Button designs

A wide range of buttons harmonizes with various building designs.

High-contrast plastic buttons

Standard

High-contrast and raised characters make numbers more legible.
Button surfaces are rounded to make it easier to wipe them clean.



Stainless steel buttons

Option

Various stainless steel buttons are available.



Interphone button

Standard

Designed for easy use in an emergency.



In-car LCD indicator

Option

The LCD indicator makes it easy to find necessary information.

An in-car indicator with an 8.4-inch color LCD is available. The LCD with wide angle improves visibility. It displays indications of the operating status, such as earthquake emergency operation, to the user.





Black Blue

Normal



Floor indication

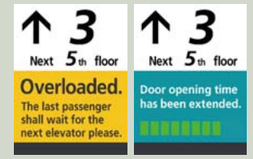

Overload Door prolong*1



When crowded

Emergency



Earthquake*1



Power failure*1 Fire emergency*1



Emergency stop

*1 Display indications regarding operation during earthquakes, etc., require that the corresponding functions be installed.

Hall LCD indicator

Option

The hall LCD indicator displays abundant information in the hall.

A hall indicator with a 6.2-inch color LCD is available. Like the in-car LCD indicator, it displays indications of the operating status.



Earthquake*2



*2 Display indications regarding operation during earthquakes, etc., require that the corresponding functions be installed.

Recommended designs

Car designs

Choose from a wide range of design options to create an elevator look that matches your building.

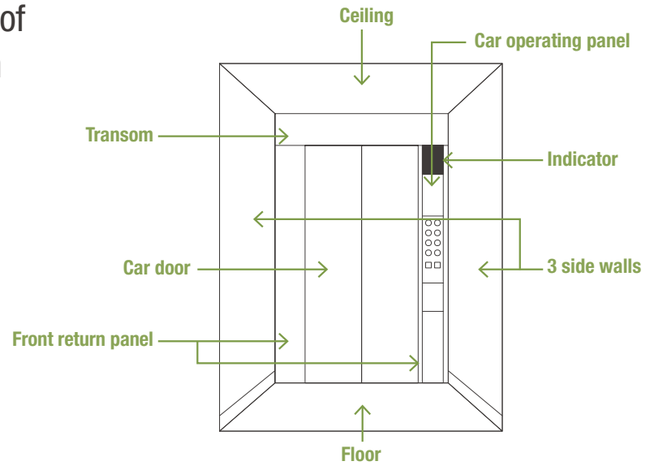

Recommended designs

Samples of designs created by a designer.

Stylish design	Chic design	Luxurious Design
• Office • Commercial building	• Residence • Hotel	• Commercial building • Hotel
		
Ceiling: SL-series (SL-11-Kaleidoscope)*1 **3 side walls:** Decorated steel (Minamo white) **Car door:** Decorated steel (Minamo white)	**Ceiling:** SL-series (SL-12) **3 side walls:** Decorated steel (Mocha wood) **Car door:** Decorated steel (Mocha wood)	**Ceiling:** EX-series (EX-11)*1 **3 side walls:** Decorated steel (Craft wood) **Car door:** Stainless steel non-directional hairline
		
Ceiling: DX-series (DX-101-Lattice)*1 **3 side walls:** Colored stainless steel hairline **Car door:** Colored stainless steel hairline	**Ceiling:** DX-series (DX-11) **3 side walls:** Laminated plastic sheet (5261NT)*1 **Car door:** Colored stainless steel hairline	**Ceiling:** DX-series (DX-104) **3 side walls:** Decorated steel (Mocha wood) **Car door:** Colored stainless steel hairline

*1 These ceilings and LPS are not compliant with EN81-20/50 and SS550. In case of EN81-20/50, they can be used if the customer agrees.



Stylish design (for office)

Specifications	
Ceiling	SL-series (SL-11-Kaleidoscope)*1
3 side walls	Decorated steel (Minamo white)
Car door	Decorated steel (Minamo white)
Front return panel/Transom	Stainless steel hairline
Floor	Vinyl tile (GA204)*1
Indicator	LCD (8.4 inches)
Car operating panel	Stainless steel hairline

*1 These ceilings and tiles are not compliant with EN81-20/50 and SS550. In case of EN81-20/50, they can be used if the customer agrees.
Note: Illustrations show simulated views of elevator interiors. Actual illumination brightness and colors may differ.









Stylish design (for commercial building)

Specifications	
Ceiling	DX-series (DX-101-Lattice)*1
3 side walls	Colored stainless steel hairline
Car door	Colored stainless steel hairline
Front return panel/Transom	Stainless steel mirror
Floor	Vinyl tile (SA614)*1
Indicator	LCD (8.4inches)
Car operating panel	Stainless steel mirror

*1 These ceilings and tiles are not compliant with EN81-20/50 and SS550. In case of EN81-20/50, they can be used if the customer agrees.
Note: Illustrations show simulated views of elevator interiors. Actual illumination brightness and colors may differ.





Chic design (for residential building)

Specifications	
Ceiling	SL-series (SL-12)
3 side walls	Decorated steel (Mocha wood)
Car door	Decorated steel (Mocha wood)
Front return panel/Transom	Stainless steel hairline
Floor	Vinyl tile (GA205)*1
Indicator	LCD (8.4 inches)
Car operating panel	Stainless steel hairline



Chic design (for hotel)

Specifications	
Ceiling	DX-series (DX-11)
3 side walls	Laminated plastic sheet(5261NT)*1
Car door	Colored stainless steel hairline
Front return panel/Transom	Colored stainless steel hairline
Floor	Vinyl tile (SA605)*1
Indicator	LCD (8.4 inches)
Car operating panel	Colored stainless steel hairline

*1 These tiles and LPS are not compliant with EN81-20/50 and SS550. In case of EN81-20/50, they can be used if the customer agrees.
Note: Illustrations show simulated views of elevator interiors. Actual illumination brightness and colors may differ.





Luxurious design (for commercial building)

Specifications	
Ceiling	EX-series (EX-11)*1
3 side walls	Decorated steel (Craft wood)
Car door	Stainless steel non-directional hairline
Front return panel/Transom	Stainless steel non-directional hairline
Floor	Vinyl tile (SA614)*1
Indicator	LCD (8.4 inches)
Car operating panel	Stainless steel non-directional hairline



Luxurious design (for hotel)

Specifications	
Ceiling	DX-series (DX-104)
3 side walls	Decorated steel (Mocha wood)
Car door	Colored stainless steel hairline
Front return panel/Transom	Colored stainless steel hairline
Floor	Vinyl tile (GA204)*1
Indicator	LCD (8.4 inches)
Car operating panel	Colored stainless steel hairline

*1 These ceilings and tiles are not compliant with EN81-20/50 and SS550. In case of EN81-20/50, they can be used if the customer agrees.

Note: Illustrations show simulated views of elevator interiors. Actual illumination brightness and colors may differ.

Hall designs

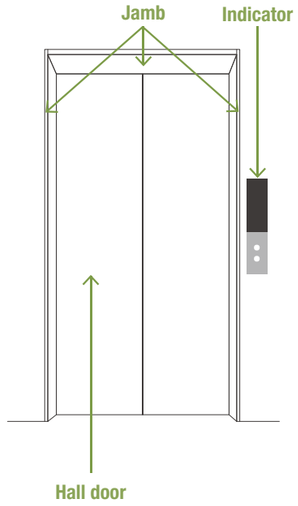



AS-1X (2PCO) Standard

Jamb: Stainless steel hairline
Hall door: Stainless steel hairline
Indicator: Dot-matrix



SS-1X (2PCO) Option

Jamb: Stainless steel hairline
Hall door: Stainless steel hairline
Indicator: Dot-matrix



TS-1X (2PCO) Option

Jamb: Stainless steel hairline
Hall door: Stainless steel hairline etching (SD-1038)
Indicator: LCD

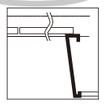



SL-2X (2PCO) Option

Jamb: Stainless hairline
Hall door: Stainless steel hairline
Indicator: LCD

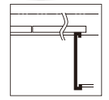



TL-2X (2PCO) Option

Jamb: Stainless steel hairline
Hall door: Stainless steel hairline
Indicator: LCD

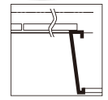

Note: Illustrations show simulated views of elevator interiors. Actual illumination brightness and colors may differ.

Ceilings and Handrails

Ceilings

Standard

Standard

BS-11[*1] **Center:** Milky white acrylic[*2]
Surrounding: Decorated steel(White)



Select

Option

SL-11[*1] **Entire surface:** Milky white acrylic
Surrounding: Extruded aluminum



SL-12 **Entire surface:** Painted steel(White)
Illumination slits: Painted steel (Black)
Surrounding: Extruded aluminum



Variation of SL-11

Silkscreen print Option

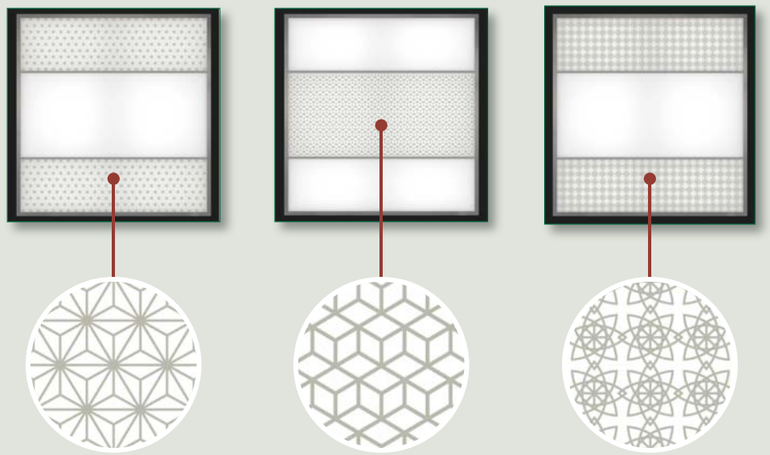

SL-11-Oriental mosaic[*1]　SL-11-Cube[*1]　SL-11-Kaleidoscope[*1]

*1 These ceilings are not compliant with EN81-20/50 and SS550. In case of EN81-20/50, they can be used if the customer agrees.
*2 For some car sizes there are two milky white acrylic options.
Note: It is also possible to use ceiling materials supplied and installed by the customer.
Note: Depending on applicable regulations, car top emergency trap door may be required.

Deluxe

Option

DX-101[*1]
Center: Painted steel(White)
Both side: Milky white acrylic
Surrounding: Extruded aluminum



DX-11
Center: Painted steel(White)
Indirect lighting
Both side: Painted steel(White)
Down light
Surrounding: Extruded aluminum



DX-104
Entire surface: Painted steel (Black)
Down light
Trim: Stainless steel



Variation of DX-101

Silkscreen print Option

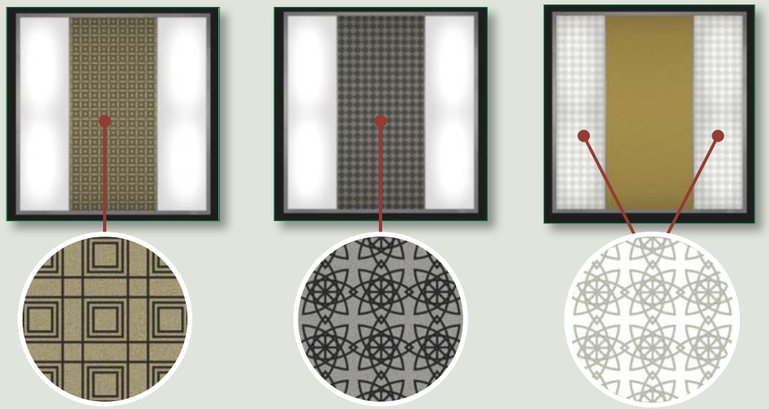

DX-101-Lattice[*1]　DX-101-Geometric star[*1]　DX-101-Arabesque[*1]

Premium

Option

EX-11[*1] **Entire surface:** Glass fiber cloth

*1 These ceilings are not compliant with EN81-20/50 and SS550. In case of EN81-20/50, they can be used if the customer agrees.
Note: It is also possible to use ceiling materials supplied and installed by the customer.
Note: Depending on applicable regulations, car top emergency trap door may be required.

Handrails

Option



Round pipe type
(stainless steel hairline)
Diameter: 32mm

Flat type
(Aluminum)
Width: 90mm

Flat type
(stainless steel hairline)
Width: 90mm

Flat type
(stainless steel hairline)
Width: 50mm

Note: Illustrations show simulated views of handrail designs. Actual illumination brightness and colors may differ.

Operating panels and indicators

Car operating panels

Stainless steel cover plate

Indicator type (dot-matrix) — Standard

Indicator type (LCD) — Option



Car position indicators (LCD) — Option

In addition to the standard white, you can select black or blue as the background color.



The car operating panel is installed on the side panel in the following cases:
- Front panel width: Less than 300mm (number of stop floors: 24 or fewer)
- Front panel width: Less than 370mm (number of stop floors: 25 or more)



Horizontal operating panels — Option

Stainless steel cover plate

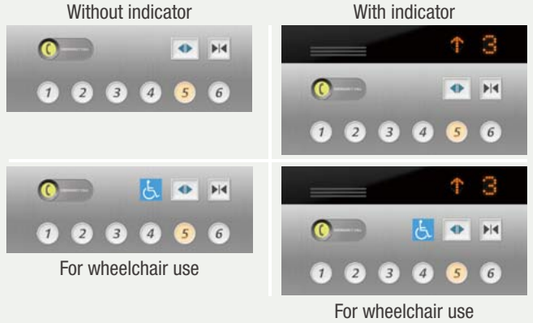

Car button types

Plastic — Standard



Stainless steel hairline — Option



Illumination colors[*1]

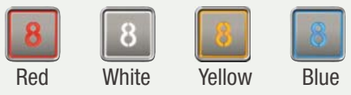

*1 Illustrations colors are only applicable for stainless steel hairline buttons.

Hall operating panels

Stainless steel cover plate

Incorporated type (dot-matrix) — Standard

Incorporated type (LCD) — Option

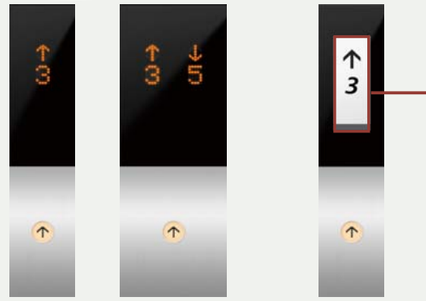

Separate type — Option



Separate type (for wheelchair use) — Option



Car position indicators (LCD) — Option

In addition to the standard white, you can select black or blue as the background color.



Horizontal indicators — Option

Stainless steel cover plate



Hall lanterns — Option

Stainless steel cover plate

Square lanterns (LED) — HLC-304[*2]

Round lanterns (LED) — HLC-303[*2]



Triangle lanterns (horizontal type) (LED)



Triangle lanterns with dot-matrix indicator (LED)



Hall button types

Plastic — Standard

Stainless steel hairline — Option



Illumination colors[*3]



*1 LCD back light can be changed to black or blue.
*2 Stainless steel non-directional hairline cover is available (Option). Lantern illumination color can be changed to white.
*3 Illustrations colors are only applicable for stainless steel hairline buttons.

Materials



Floor Standard

Vinyl tile*1


GA 201


GA 202


GA 204


GA 205


SA 605


SA 606


SA 614

*1 These tiles are not compliant with EN81-20/50 and SS550. In case of EN81-20/50, they can be used if the customer agrees.
Note: It is also possible to use floor materials supplied by the customer.

Hall		Car			
Jamb	Door	Door	3 side walls	Front wall	Transom

Stainless steel

Standard — Hairline*1

Option — Non-directional hairline

Option — Mirror

Colored stainless steel Option

* Colored stainless steel is available for hairline and mirror options.


Gold


Bronze


Black

Stainless steel hairline etching and mirror etching Option


SD-1006


SD-1010


SD-1026


SD-1031


SD-1036


SD-1038


SD-1046


SD-1051


SD-1056


SD-1059

: Etched area : Non etched area

Decorated steel Option


Minamo white


Craft wood


Mocha wood

Laminated plastic sheet (LPS)*2 Option


7170UN Metal Pearl Rosewood


2726NT Natural Beech


5261NT Sandy Sakura


5474UN Silverbrush Wood-Cross


5475SP Blondbrush Wood-Cross


7171UN Metal Pearl Steel


7158UN Cosmic Dusk


7157UN Cosmic Dawn


0869NT Powdered Oak


8834NT Smoke Strand


6006UN Canadian Pine (Straight)

*1 SUS430(Standard), SUS304(Option)
*2 LPS is not compliant with EN81-20/50 and SS550. In case of EN81-20/50, it can be used if the customer agrees.
Note: The colors printed in the catalog may differ slightly from the actual colors.

Design variations

Car design variations

●: Standard, ◎: Option

No.	Item			Finishes/Types	Passenger Service
1	Ceiling*1			Standard (BS-11)*2	●
2				Select (SL-11)*2 (SL-11-Oriental mosaic)*2 (SL-11-Cube)*2 (SL-11-Kaleidoscope)*2 (SL-12)	◎
3				Deluxe (DX-101)*2 (DX-101-Lattice)*2 (DX-101-Geometric star)*2 (DX-101-Arabesque)*2 (DX-11) (DX-104)	◎
4				Premium (EX-11)*2	◎
5	Car door/3 side walls			Stainless steel hairline	●
6				Colored stainless steel hairline (Gold, Bronze, Black)	◎
7				Stainless steel hairline etching	◎
8				Colored stainless steel hairline etching (Gold, Bronze, Black)	◎
9				Stainless steel mirror	◎
10				Colored stainless steel mirror (Gold, Bronze, Black)	◎
11				Stainless steel mirror etching	◎
12				Colored stainless steel mirror etching (Gold, Bronze, Black)	◎
13				Stainless steel non-directional hairline	◎
14				Decorated steel*3	◎
15				Laminated plastic sheet*4*5 (7170UN)(2726NT) (5261NT) (5474UN) (5475SP)(7171UN) (7158UN) (7157UN) (0869NT)(8834NT) (6006UN)	◎
16				Rust proof painted steel	◎
17	Front wall and transom			Stainless steel hairline	●
18				Colored stainless steel hairline (Gold, Bronze, Black)	◎
19				Stainless steel hairline etching	◎
20				Colored stainless steel hairline etching (Gold, Bronze, Black)	◎
21				Stainless steel mirror	◎
22				Colored stainless steel mirror (Gold, Bronze, Black)	◎
23				Stainless steel mirror etching	◎
24				Colored stainless steel mirror etching (Gold, Bronze, Black)	◎
25				Stainless steel non-directional hairline	◎
26				Decorated steel	◎
27				Rust proof painted steel	◎
28	Kick plate			Stainless steel hairline	●
29				Stainless steel non-directional hairline	◎
30	Sill			Extruded hard aluminum	●
31				Stainless steel	◎
32	Floor*1*5			Vinyl tile (GA201) (GA202) (GA204) (GA205) (SA605) (SA606) (SA614)	●
33	Handrail	Round type	Stainless Steel hairline	Diameter:32mm(one row)	◎
34		Flat type	Stainless Steel hairline	Width:50mm(one row)	◎
35				Width:90mm(one row)	◎
36				Width:90mm(two rows)	◎
37			Aluminum	Width:90mm(one row)	◎
38				Width:90mm(two rows)	◎
39	Car operating panel	Vertical*6		Dot-matrix indicator (OPV/D)	●
40				LCD indicator (OPV/L) (White, Black, Blue)	◎
41		Horizontal		Without indicator	◎
42				Dot-matrix indicator	◎
43		Horizontal for wheelchair		Without indicator	◎
44				Dot-matrix indicator	◎
45	Car operating panel cover plate			Stainless steel hairline	●
46				Stainless steel mirror	◎
47				Stainless steel non-directional hairline	◎
48	Button type			Plastic (P14F-UL)	●
49				Stainless steel hairline*7 (UB15R-1) (UB15R-2) (UB15R-3) (UB15R-4) (UB15S-1) (UB15S-2) (UB15S-3) (UB15S-4)	◎

*1 It is also possible to use materials supplied and installed by the customer.
*2 These ceilings are not compliant with EN81-20/50 and SS550. In case of EN81-20/50, they can be used if the customer agrees.
*3 Decorated steel is available in the following cases:
(1) Ceiling height (CH) with respect to each ceiling type:
BS-11, BY OTHERS: CH ≤ 2,300mm
SL-11, 12, DX-11, 101: CH ≤ 2,250mm
DX-104, EX-11: Not available
(2) Entrance height (EH) ≤ 2,100mm
*4 LPS comes with stainless steel hairline trim edge.
*5 These tiles and LPS are not compliant with EN81-20/50 and SS550. In case of EN81-20/50, they can be used if the customer agrees.
*6 Depending on size of car, may be mounted on side wall.
*7 The available button illumination colors are yellow, red, white, and blue.

Hall design variations

●: Standard, ◎: Option

No.	Item		Finishes/Types	Passenger Service
1	Jamb type		AS-1X	●
2			SS-1X	◎
3			TS-1X	◎
4			SL-2X	◎
5			TL-2X	◎
6	Jamb finish		Stainless steel hairline	●
7			Colored stainless steel hairline	◎
8			Stainless steel mirror	◎
9			Colored stainless steel mirror	◎
10			Stainless steel non-directional hairline	◎
11			Rust proof painted steel	◎
12	Transom finish		Stainless steel hairline	●
13			Colored stainless steel hairline (Gold, Bronze, Black)	◎
14			Stainless steel hairline etching	◎
15			Colored stainless steel hairline etching (Gold, Bronze, Black)	◎
16			Stainless steel mirror	◎
17			Colored stainless steel mirror (Gold, Bronze, Black)	◎
18			Stainless steel mirror etching	◎
19			Colored stainless steel mirror etching (Gold, Bronze, Black)	◎
20			Stainless steel non-directional hairline	◎
21			Rust proof painted steel	◎
22	Hall door		Stainless steel hairline	●
23			Colored stainless steel hairline (Gold, Bronze, Black)	◎
24			Stainless steel hairline etching	◎
25			Colored stainless steel hairline etching (Gold, Bronze, Black)	◎
26			Stainless steel mirror	◎
27			Colored stainless steel mirror (Gold, Bronze, Black)	◎
28			Stainless steel mirror etching	◎
29			Colored stainless steel mirror etching (Gold, Bronze, Black)	◎
30			Stainless steel non-directional hairline	◎
31			Laminated plastic sheet*1*2 (7170UN) (2726NT) (5261NT) (5474UN) (5475SP) (7171UN) (7158UN) (7157UN) (0869NT) (8834NT) (6006UN)	◎
32			Rust proof painted steel	◎
33	Sill		Extruded hard aluminum	●
34			Stainless steel	◎
35	Hall button cover plate	Incorporated indicator	Stainless steel hairline	●
36			Stainless steel mirror	◎
37			Stainless steel non-directional hairline	◎
38		Separate indicator	Stainless steel hairline	◎
39			Stainless steel mirror	◎
40			Stainless steel non-directional hairline	◎
41	Hall button cover plate for wheelchair use	Incorporated indicator	Stainless steel hairline	◎
42			Stainless steel mirror	◎
43			Stainless steel non-directional hairline	◎
44		Separate indicator	Stainless steel hairline	◎
45			Stainless steel mirror	◎
46			Stainless steel non-directional hairline	◎
47	Indicator	Vertical	Dot-matrix	●
48			LCD (White, Black, Blue)	◎
49		Horizontal	Dot-matrix (HF-119)	◎
50			LCD (HF-CL11) (White, Black, Blue)	◎
51	Horizontal indicator cover plate		Stainless steel hairline	◎
52			Stainless steel mirror	◎
53			Stainless steel non-directional hairline	◎
54	Button type		Plastic (P14F-UL)	●
55			Stainless steel hairline*3 (UB15R-1) (UB15R-2) (UB15R-3) (UB15R-4) (UB15S-1) (UB15S-2) (UB15S-3) (UB15S-4)	◎
56	Lantern	Vertical	Square lanterns (HLC-304) (Orange, White)	◎
57			Round lanterns (HLC-303) (Orange, White)	◎
58		Horizontal	Triangle lanterns (HLS-025S2)	◎
59			Triangle lanterns with dot-matrix indicator (HLS-025SD2)	◎
60	Lantern cover plate		Stainless steel hairline	◎
61			Stainless steel mirror	◎
62			Stainless steel non-directional hairline	◎

*1 LPS comes with stainless steel hairline trim edge.
*2 LPS cannot be used in the landing area when fire rated doors are selected.
*3 The available button illumination colors are yellow, red, white, and blue.

Functions

●: Standard, ◎: Option

No.	Name		Description	Passenger Service
Operating systems				
1	**Simplex collective control**		This is a fully automatic operation used for a single elevator system. Hall calls in the direction in which the elevator is travelling are responded to sequentially and when all calls in that direction are cleared, calls in the opposite direction are responded to. When there are no more calls, the elevator will stop at the last floor served.	●
2	**Duplex collective control**		This is a fully automatic operation used for a two-elevator system. Hall calls are responded to by whichever elevator that can serve the hall call faster. When there are no more calls, one of the elevators will stand by at the stand by floor while the other elevator will stay at the last floor served.	◎
3	**Group control**	**FIBEE**	Allows the passenger to preselect the destination floor on the destination floor panel installed at the landing hall. This reduces button operations to one, improving the operability.	◎
4		**FI-10**	This is a simplified group control system used to operate three or four elevators. The system provides a ring control to allocate the elevator car closed to the floor where a new hall call is registered.	◎
5		**FI-100**	This is a group control system used to operate three to six elevators in a medium-sized building. This control system uses “reference-trajectory control”, which is based on the theory used in the highest model of the “future reference-trajectory control”.	◎
6		**FI-600**	This is a group control system used to operate three to eight elevators in a large-sized building. This control system consists of three smart systems; “future reference-trajectory control”, “learning system” and “intelligent system”.	◎
7	**Down collective control**		For this system, all floors have “down” call buttons only, except for the stand by floor, where there is “up” call button only. The other operations are the same as in selective-collective and duplex selective-collective operations.	◎
Service functions				
1	**Automatic return function**		After all the calls have been served, the elevator will return to the stand by floor for stand by.	◎*1
2	**Attendant operation**		For this system, the stop floor is manually set by an attendant, such as in a department store.	◎
3	**Independent operation**		This operation system is used when there is a need to serve special passengers. Under this operation, all hall calls are disabled for the elevator and it is reserved for exclusive use of the special passengers.	◎
4	**Parking operation**		The elevator can be parked at the parking floor by a key switch.	◎*2
5	**Rush-hour schedule operation**		All the elevators will automatically return to the stand by floor, after serving the last call during this preset rush-hour timing.	◎
6	**Homing operation**[*3]		When a dedicated button is pressed, the other registered destinations are cancelled and the elevator goes directly to the specified floor. This is useful in hospitals, etc., when it is necessary to use the elevator in an emergency.	◎
7	**Separated simplex operation**		When duplex collective control or group control is used, a selector switch on the control panel is used to switch between parallel operation and independent operation.	◎
8	**Interphone system**		An interphone system is provided for emergency communication between the elevator and the master unit in the supervisory panel, etc.	●
9	**Floor lock-out operation**		Specific service floors can be locked-out by activating a switch.	◎
10	**Temporary call registration of certain restricted floor**		By inputting a pre-programmed code using the car operating board floor buttons, passengers can gain access to certain restricted floors.	◎
11	**Door nudging operation**		When the door has been open for a certain period of time, a buzzer sounds and the door forcibly closes.	◎

*1 Included in the standard configuration when duplex collective control or group control are selected.
*2 Included in the standard specifications for Thailand, Laos, Myanmar, and Cambodia.
*3 Available for Hong Kong only.

●: Standard, ◎: Option

No.	Name	Description	Passenger Service
Safety functions			
1	**Abnormal speed protection function**	In the event that the elevator is moving downwards at an abnormally high speed, the brakes will be automatically engaged and the elevator will cease operation.	●
2	**Out of door-open zone alarm**	In the event that the elevator stops out of the door-open zone of a selected floor, doors will not open, and an alarm will be sounded in the elevator.	●
3	**Rescue operation**	When the elevator stops out of the door-open zone, it will move to the nearest floor at slow speed to release passengers.	●
4	**Door safety return system**	In the event of door overload, such as when passengers get their fingers, hands or personal belongings caught in the door, this system automatically senses this and either re-closes or re-opens the doors to prevent injury.	●
5	**Micro-leveling**	Automatic correction of elevator landing level when there is a level difference between car and floor.	●
6	**Car emergency lighting**	In the event of a power failure, an emergency light inside the elevator will be automatically activated.	●
7	**Emergency battery**	In the event of a power failure, this emergency supply allows the operation of a light, fan and alarm bell.	◎
8	**Multi-beam door sensor**	In the event that the beam paths are obstructed, this sensor, installed at the edge of the doors, will keep the doors open.	●
9	**Door signal with multi-beam door sensor**	In addition to the multi-beam door sensor, the safety shoe is equipped with a signal that indicates when the doors are starting to close. (2PCO : Both side, 2S2P : One side)	◎
10	**Door safety edge**	Mechanical safety units are installed on both sides (2PCO) or one side (2S2P) of the elevator doors. In the event of passengers coming into contact with the safety edges of closing doors, the doors will immediately reopen.	◎
Accessibility			
1	**Car floor button flashing**	The registered car destination floor button flashes when the car approaches the floor.	●
2	**Braille plate**	Braille plates are fixed next to the operation buttons in the car and hall.	◎
3	**Sound button**	An electronic tone sounds when the buttons are pressed to confirm call registration.	◎
Security functions			
1	**Intelligent operation security system by card reader (By others)**	This function allows controlled access to certain floors by means of a password or ID cards. Note: Keypad or ID card-reader system is to be provided and installed by others. Interfacing shall be by means of dry (voltage-free) contacts.	◎
2	**CCTV(camera by others, coaxial cable by Hitachi)**	This system enables the security personnel to monitor inside the elevator car. This will be effective in preventing criminal and mischievous acts inside the elevator car. (CCTV system, including wiring, is to be supplied by others.)	◎
Information functions			
1	**IC auto announcement (English / Thai / Malay / Mandarin / Cantonese / Portuguese)**	Preset standard messages are announced to the passengers.	◎
2	**Public address speaker**	A speaker for background music and public announcements for the building can be installed in the elevator. (Music and announcement systems, including wiring, is to be provided by others)	◎
3	**Arrival audio signal**	An electrical chime (located at the top and bottom of the elevator) will sound just before the arrival of the elevator.	◎
Energy-saving functions			
1	**Regenerative system**	When traveling downwards with a heavy car load or upwards with a light car load, the traction machine acts as a power generator to transmit power back to the electrical network in the building.	◎
2	**Automatic turn-off of elevator light and fan**	In the event that the elevator is not in use, the light and ventilation fan in the elevator are automatically turned off to conserve energy.	●

●: Standard, ◎: Option

No.	Name	Description	Passenger Service
User services			
1	**Observation**	The walls of the elevator are equipped with windows, giving the elevator interior a more open feel.	◎
2	**Door open time adjustment**	The duration of the door open timing is tailored to usage conditions, substantially improving operational efficiency.	●
3	**Door open prolong button**	In the event that this button on the car operation board is pressed, the elevator doors remain open for a pre-set period of time.	◎
4	**Automatic bypass operation**	In the event that the elevator is fully loaded, this operation will not respond to any hall calls and will only respond to the car calls.	◎
5	**Mischievous call cancellation**	In the event that a large number of calls is registered by a small number of passengers, the calls are determined to be mischievous and will be automatically cancelled upon responding to the next call. This eliminates unnecessary stops.	●
6	**Floor "deselect "function**	This function allows passengers to cancel the selection of a floor which is accidentally pressed by pressing the button again. (This eliminates unnecessary stops.)	●
7	**Supervisory panel**	This panel provides various supervisory operations, including communication and status monitoring.	◎
8	**Elevator monitoring system (EMS)**	This system shows the real time situation of the elevators such as the elevator position, movement direction and abnormal operation on the PC (Personal Computer) display. It is also possible to turn on/off the elevators and change the service floors of the elevators using the PC.	◎
9	**Ion generator**[*1]	A device that generates ionic microparticles enclosed in water is mounted on top of the car to ensure pleasant air quality inside the elevator.	◎
10	**Air conditioner**	An evaporative-type cooling unit eliminates the need for pit drainage. This enhances comfort inside the elevator.	◎
Emergency operations			
1	**Earthquake emergency operation**	In the event that an earthquake is detected, the elevator will stop at the nearest floor.	◎
2	**Earthquake emergency operation with primary wave sensor**	When primary wave of an earthquake are detected, the elevator moves to the nearest floor and stops.	◎
3	**Fire emergency operation**	In the event of fire, the elevator is automatically brought to the designated floor where it remains inoperative for passengers' safety.	◎
4	**Automatic rescue device for power failure**	In the event of power failure, this system automatically switches to battery power to bring the elevator to the nearest floor.	◎
5	**Emergency operation for power failure**	In the event of building power failure, the elevator can be operated by the building standby generator to move the elevator to the designated floor. (Automatic / Automatic and manual)	◎
6	**Pit flood operation**	Elevator operation is paused when pit flooding is detected.	◎
7	**Fireman operation**	In the event that the fireman switch is turned on, the elevator returns to the designated floor and will be ready for firemen's use.	◎
Other functions			
1	**Counterweight safety**	A safety device is installed on the counterweight to maintain the rails and prevent falling.	◎
2	**Through door**	Doors are installed on both sides of the elevator.	◎
3	**Freight condition of service lift**	The elevator floor is reinforced to enable it to accommodate a larger volume of freight at once.	◎
4	**Over voltage detection device**	When an abnormal increase in power supply to the elevator system is detected, the power supply will be cut off to prevent damages to the elevator equipment.	◎
5	**Maintenance operation**	Elevator operates at lower speed during maintenance.	●
6	**Overload detection system**	In the event of overloading, this system will activate an audio/ visual signal to prevent the elevator from moving.	●
7	**Nearest landing door operation**	In the unlikely event of temporary trouble during operation, the elevator automatically goes to the nearest floor at a low speed and doors will open to prevent passengers from being trapped inside.	●
8	**Hook for protection sheet**	The side walls are equipped with hooks to facilitate mounting of protective mats.	◎
9	**Checker plate**	A steel plate is affixed to the floor of the elevator.	◎
10	**Protection plate (stainless steel hairline) (H=300mm)**	Protective stainless steel plates are installed to protect the area extending upward 300 mm from the bottom edge of three-side walls in car.	◎
11	**Protection plate (stainless steel hairline) (H=1200mm)**	Protective stainless steel plates are installed to protect the area extending upward 1,200 mm from the bottom edge of three-side walls in car.	◎
12	**Sub-operating panel**	Additional floor selection and door open/close buttons are located on the side opposite the main operating panel.	◎
13	**Keypad sub car-operating board**	In order to comply with the barrier-free code, especially for high-rise buildings, individual car call buttons can be replaced by a keypad system.	◎
14	**Fire rated door**	2 hours fire rated landing doors are available where required	◎
15	**Emergency landing door**	If there is a long distance between floors, doors are installed in a location where the elevator can stop automatically in an emergency.	◎
16	**Switch for emergency exit**	A switch stops the elevator when the emergency exit door is opened.	◎
17	**Switch for door-machine inspection opening**	A switch stops the elevator when the door of the door-machine inspection opening is opened.	◎
18	**Painted equipment inside hoistway**	Equipment in the hoistway is painted black.	◎
19	**Electromagnetic compatibility (EMC)**	Electromagnetic compatibility function due to EN81-20/50 regulation, etc.	◎
20	**Interfacing to building management system**	This interfacing shall be done by means of electrical dry contact to the building management system for their monitoring.	◎

*1 The ion generator is not available in the following cases:
(1) When the ceiling is supplied by the customer.
(2) When the car internal depth is 1,250mm or less.

Dimensions

Building structure (by other contractors)
Wall and floor finishing (by other contractors)
Grouting (by other contractors)

(unit: mm)

AS-1X (2PC0) Standard

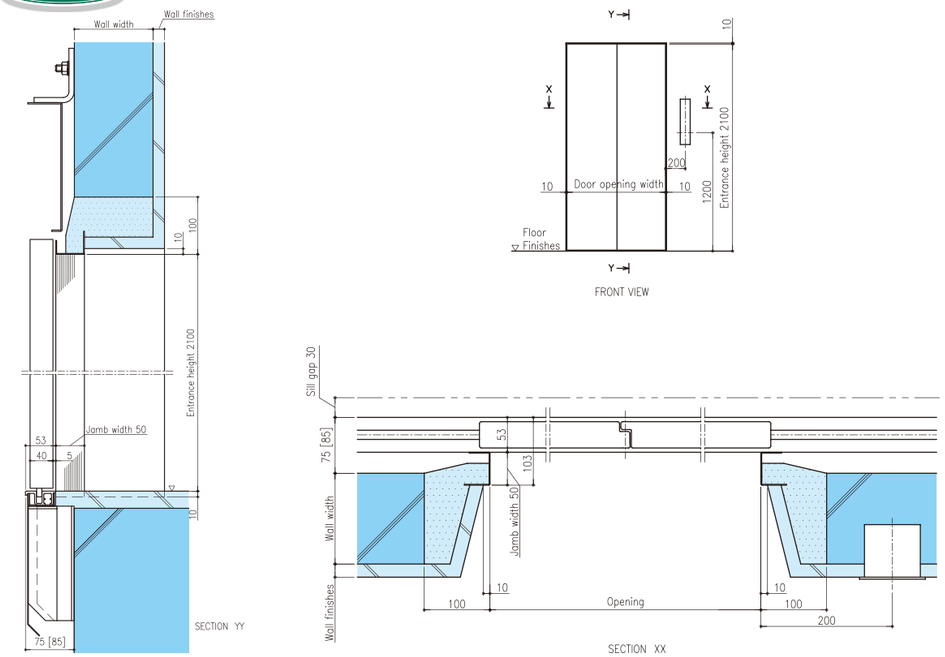

AS-1X (2S2P) Standard

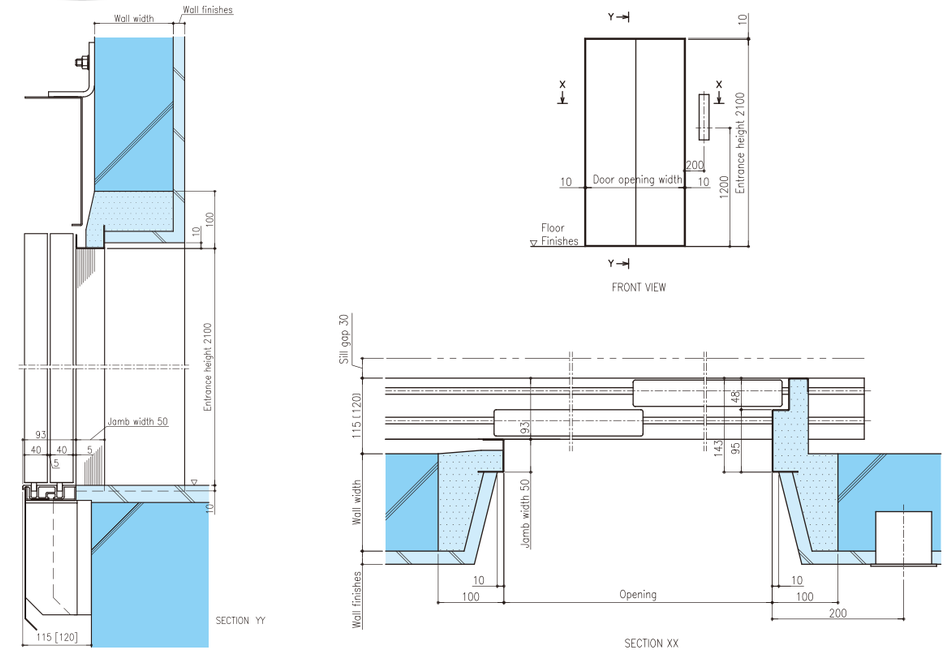

Note: [ ] : With fire rated door

Dimensions

Building structure (by other contractors)
Wall and floor finishing (by other contractors)
Grouting (by other contractors)

SS-1X(2PC0) Option

(unit: mm)

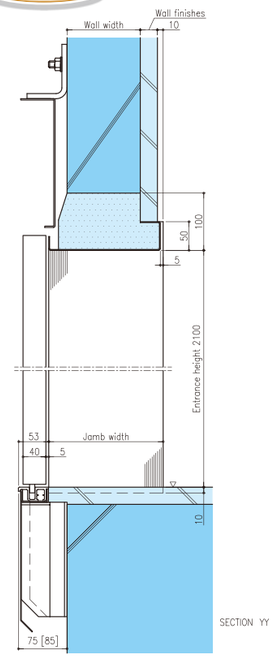

SECTION YY

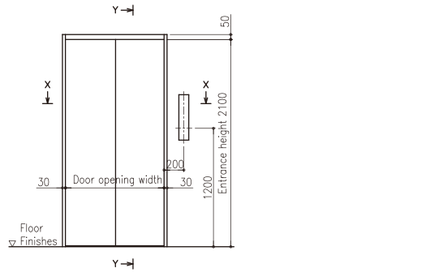

FRONT VIEW

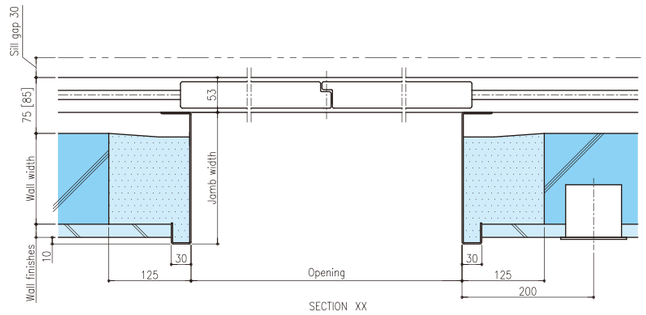

SECTION XX

SS-1X(2S2P) Option

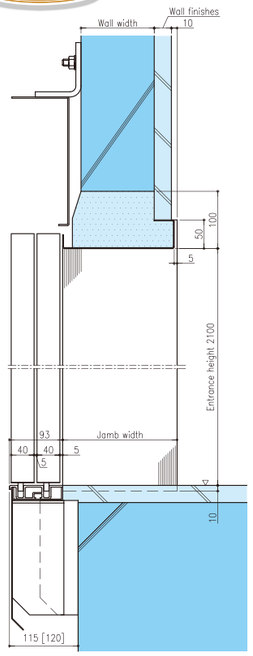

SECTION YY

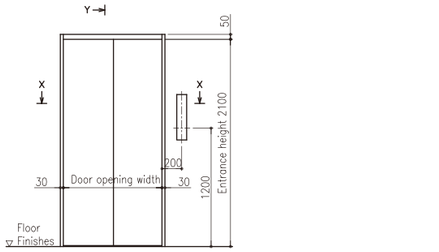

FRONT VIEW

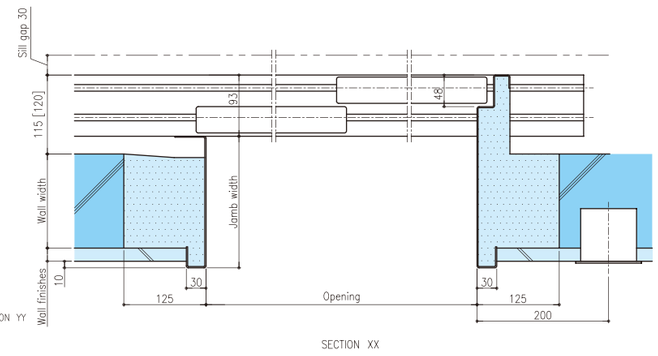

SECTION XX

Note: [ ] : With fire rated door

Building structure (by other contractors)
Wall and floor finishing (by other contractors)
Grouting (by other contractors)

TS-1X(2PC0) Option

(unit: mm)

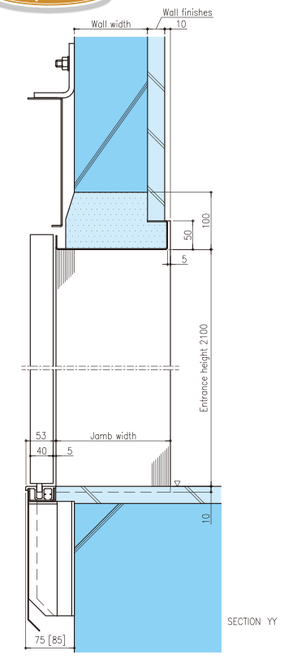

SECTION YY

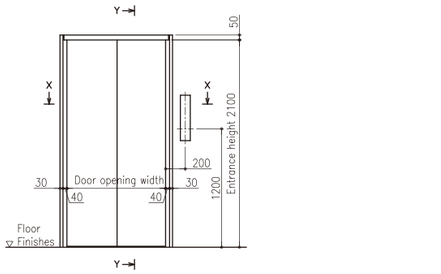

FRONT VIEW

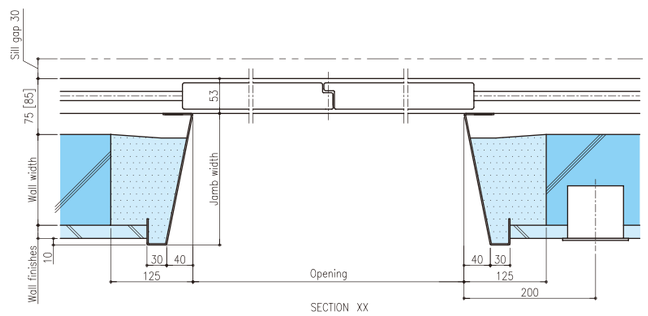

SECTION XX

TS-1X(2S2P) Option

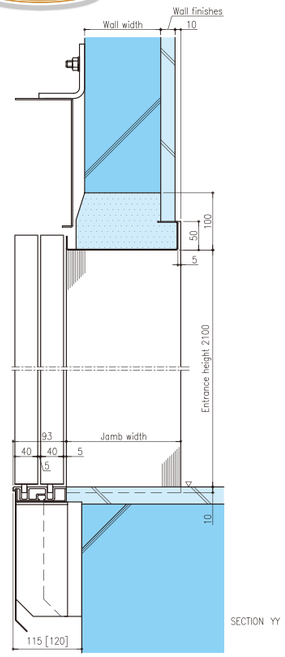

SECTION YY

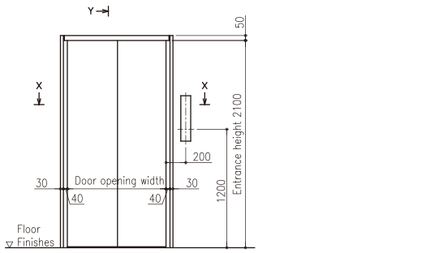

FRONT VIEW

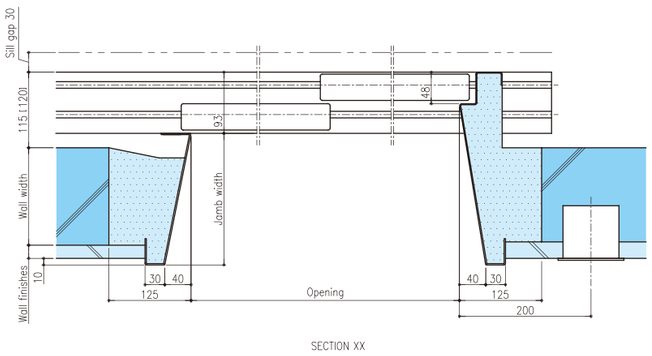

SECTION XX

Note: [ ] : With fire rated door

Dimensions

Building structure (by other contractors)
Wall and floor finishing (by other contractors)
Grouting (by other contractors)

SL-2X(2PCO) Option

(unit: mm)

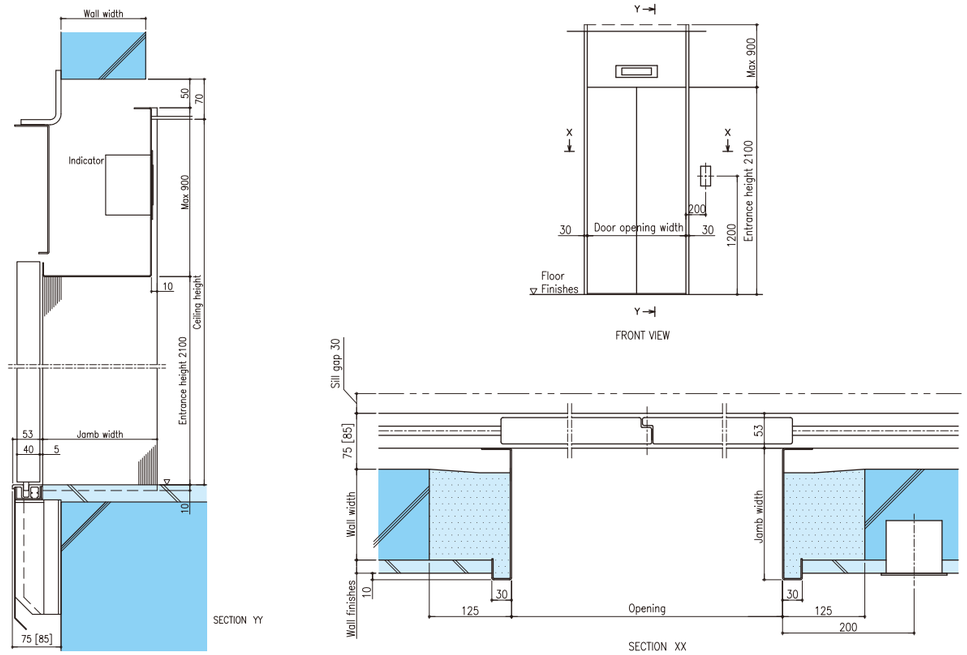

SL-2X(2S2P) Option

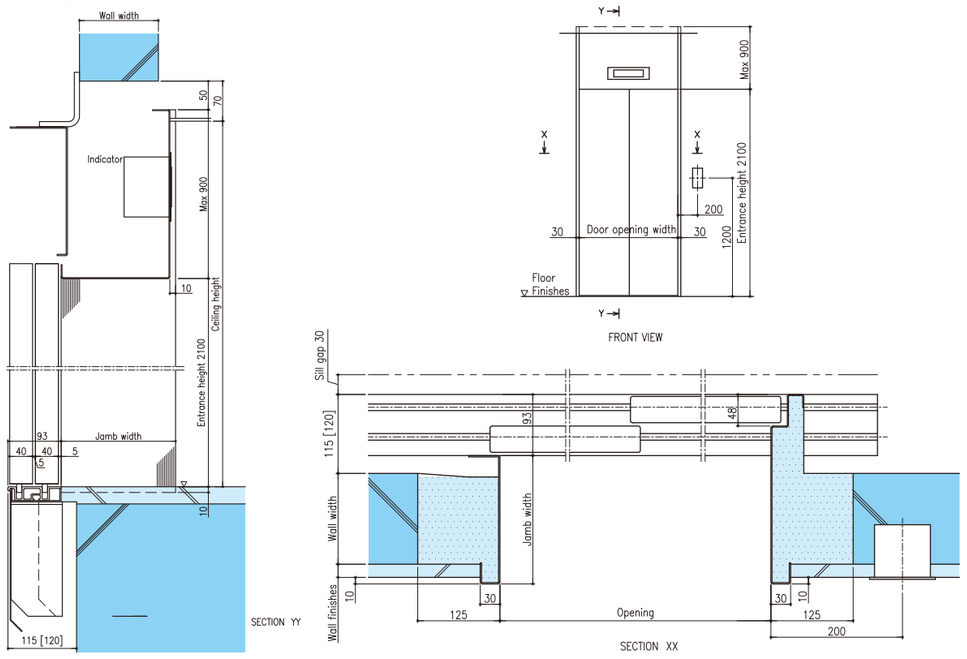

Note: [ ] : With fire rated door

Building structure (by other contractors)
Wall and floor finishing (by other contractors)
Grouting (by other contractors)

TL-2X(2PCO) Option

(unit: mm)

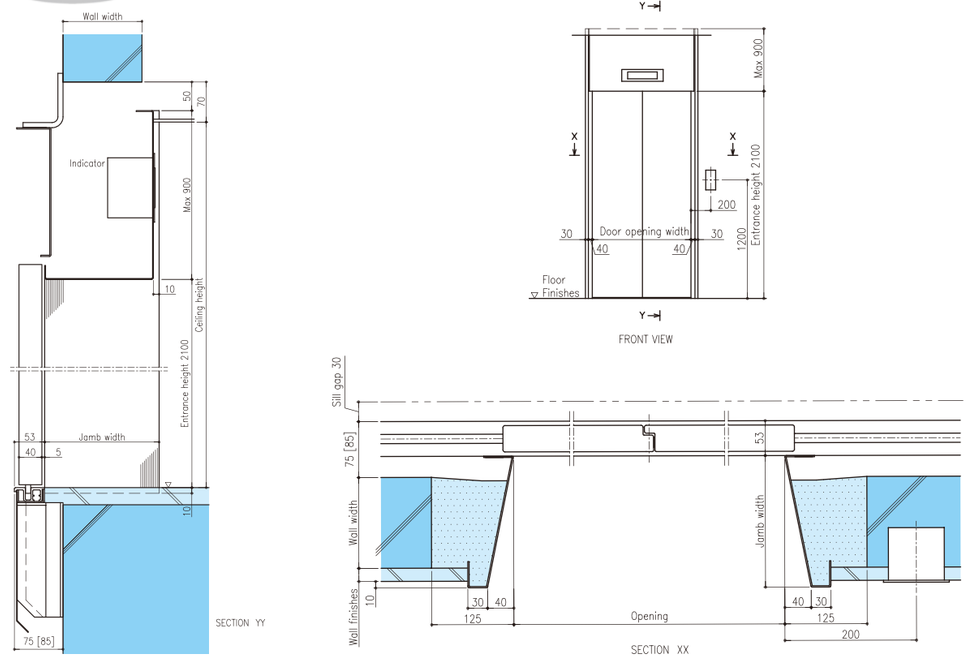

TL-2X(2S2P) Option

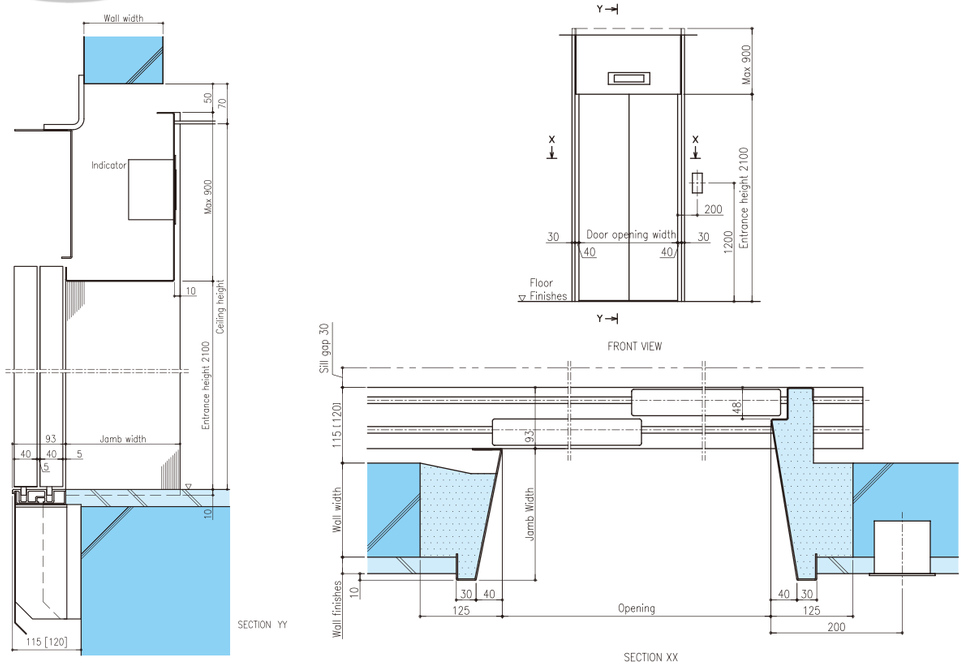

Note: [ ] : With fire rated door

Work to be done by building contractors

The preparatory work for elevator installation outlined in below table should be undertaken by building contractors in accordance with Hitachi drawings and in compliance with local or relevant codes and regulations

No.	ITEMS
1	Prepare hoistway with proper framing and enclosure, suitable pit of proper depth with drains and water-proofing if required, properly lit and ventilated hoistway of adequate size with concrete floors, access doors, ladders and guards as required.
2	Provide and / or cut all necessary holes, chases, openings and finishes after equipment installation.
3	Supply and secure all supports, reinforced concrete slabs, etc., necessary for installation of the machinery, doors, buffers, etc.
4	Furnish all necessary cement and / or concrete for grouting of brackets, bolts, machine beams, etc.
5	Prepare and erect suitable scaffolding and protective measures during work in progress.
6	Furnish mains for three-phase electric power and single-phase lighting supply for car lighting and lift pit and power outlet to the hoistway, following the instructions of the elevator contractor on outlet position and wire size.
7	Provide, free of charge, a suitable theft-proof storage area for materials and tools during erection work.
8	Supply electric power for lighting of work area, installation work, elevator testing and spray painting.
9	Hoisting hook at top of the hoistway.
10	Hoistway ventilation to be provided to maintain the hoistway temperature at below 40°C.
11	Manufacture and installation of separating beam (if necessary).

Hitachi Eco-Achievement

HITACHI's elevators achieved the highest energy efficiency class rating.

ISO 25745 is an international standard for evaluating the energy consumption and classifying the energy efficiency of elevators and escalators. ISO 25745-2 applies to the energy efficiency of elevators. It establishes seven classes, from A to G, with class A representing the highest level of energy efficiency.

Hitachi's UAG-SN1 and OUG-ON1 have achieved the highest rating.



Energy efficiency class A

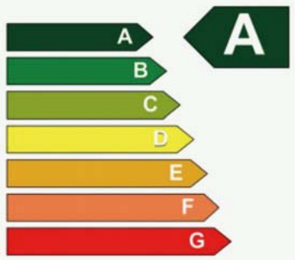

UAG-SN1/OUG-ON1

Model	UAG-SN1/OUG-ON1	UAG-SN1/OUG-ON1
Location	Japan	Japan
Rated load	1,050 kg	1,635 kg
Rated speed	1.75 m/s	1.75 m/s
No. of stops	4	4
Travel	19.5 m	19.5 m
Operating days per year	365	365
Annual energy consumption	4,184 kWh	4,633 kWh
Usage category	6	5
Classification of lift [A-G]	A	A

Note: The measured class differs depending on the usage conditions.



Our achievement & Future

The ultra-high-speed elevators

Hitachi delivered the ultra-high-speed elevators, with a speed of 1,200 m/min. (20 m/sec.), to the Guangzhou CTF Finance Centre (530 meters tall), a mixed-use skyscraper in Guangzhou, China, for the full opening of the building in 2016. The elevators feature technologies that support safe and comfortable operation, in addition to the drive and control technologies needed to attain the ultra-high-speeds. Through these technologies, Hitachi ensures that the elevators provide passengers with a comfortable ride even when operated at high speeds.

1 Drive and control technologies to attain the ultra-high-speed of 1,200 m/min.

Hitachi has developed a permanent magnet synchronous motor that achieves both a thin profile and the high output needed to attain a speed of 1,200 m/min.



Traction mechanism for 1,200 m/min.

2 Safety features supporting ultra-high-speed elevator operation.

Hitachi developed brake equipment using braking materials with outstanding heat resistance to safely stop the elevator car in the unlikely event that a malfunction is detected during ultra-high-speed operation.

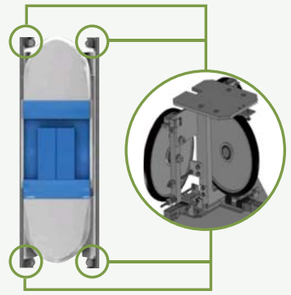

Active guide rollers (3D model)

3 Elevators can be used comfortably and safely even over long travel.

- Active guide rollers that detect minute warping in the guide rails and lateral vibration due to wind pressure are installed in the four corners (top and bottom, left and right) of the elevator car. This gives passengers a comfortable ride even during high-speed operation.
- The sensation of ear blockage is reduced by Hitachi's proprietary air pressure adjustment technology, which reduces the changes in air pressure inside the elevator car that would otherwise be caused by vertical movement through long travel.



Research and development

Modern manufacturing plants in Thailand and Singapore supply valuable products to customers. Equipment is made to the highest standards of quality and reliability on cutting-edge production lines.



Siam Hitachi Elevator Co., Ltd. (Thailand)



Hitachi Elevator Asia Pte. Ltd. (Singapore)

Excellence and flexibility in design at manufacturing plants in Thailand and Singapore

The modern manufacturing plant in Thailand and Singapore boasts a complete team of local and Japanese engineers and is geared towards providing maximum flexibility in design and manufacturing to suit customer requirements.

High accuracy and efficiency in planning of equipment layout is made possible by the most advanced CAD systems.

Equipment is made to the highest standards of quality and reliability with modern CNC machinery.



Mito Works, Hitachi, Ltd. (Japan)

An integrated engineering system from development to design and production

Head office, research centers, and plants work closely together to develop new technologies.

Staff throughout the company work together as one team to conduct research and develop technologies.

High performance simulator enhances overall elevator system efficiency.

A high-performance simulator is utilized for all stages of elevator development, from planning through system design. Planning, research and development are carried out according to the results of this statistical analysis.

Cutting-edge CAD/CAM systems

The latest in CAD/CAM systems help us carry out elevator layout and various other design and production steps more quickly and efficiently.



Hitachi's social innovation business

Hitachi provides a wide array of products and services – from home appliances to societal infrastructure. We integrate the capabilities of our entire group at a high level, taking on the challenge of innovation to build a better future without losing sight of the perspective of our customers. Our development of superior, innovative technology and products supports a safe, secure, comfortable lifestyle and a fair society for all. This is the conviction that infuses Hitachi's craftsmanship.

- **Information and telecommunication systems**
- **Power systems**
- **Social infrastructure and industrial systems**
- **Electronic systems and equipment**
- **Construction machinery**
- **Highly functional materials and components**
- **Automotive systems**
- **Smart life and eco-friendly systems**

Electrical information

■Wiring Diagram

——— shows the works to be done by others.

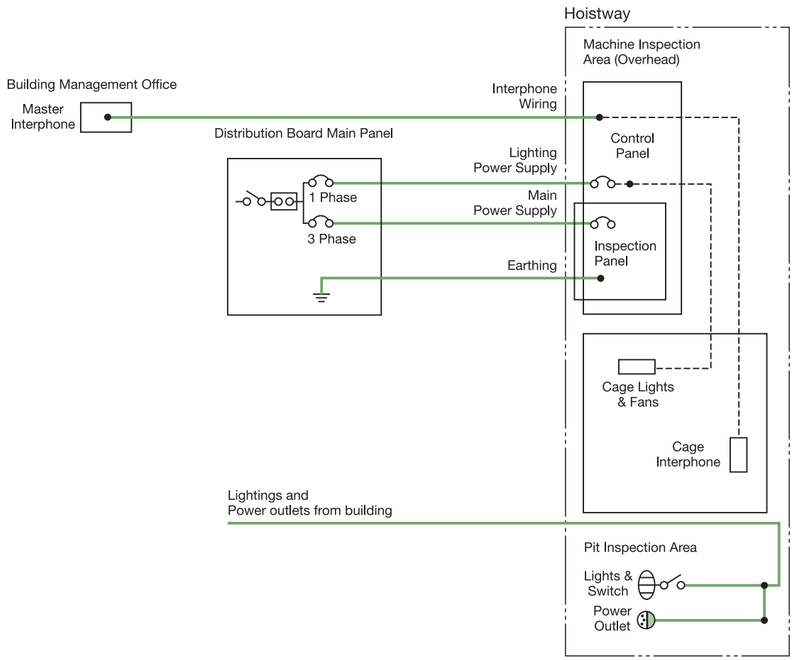

■Work to be provided by other contractors

Item	Works to be provided by others
Main power supply *1	To provide AC 3 phase 200 to 480v 50/60Hz main power supply with maintaining to ensure that the power supply does not fluctuate outside the range of -10% to +10% of the normal voltage rating and to ensure that the unbalance factor of voltage does not exceed 5%.
Lighting power supply *1	To supply and install AC single phase (20Amp) lighting power supply for car lighting, EBOPS and maintenance work.
Interphone *1	To provide piping and wiring (12 wires of 0.9mm²/elevator) for interphone located outside the hoistway.
Pit, hoistway lightings & power outlets	To supply and install AC single phase power outlet and lighting with switch located at accessible area from the entrance at bottom landing level for maintenance purpose. Arrange necessary to comply to local code & regulation.

＊1 Main power, lighting power, indicator power supply and interphone wiring shall be led into the hoistway at the highest lift landing.

Note: In the case that builder provides leak current detector at the side of main power, please use "invertor type" or "detector which does not do unnecessary operation for high frequency".

RE-E223-4 0917

HITACHI
Inspire the Next

MACHINE ROOM-LESS ELEVATOR

Model OUG Series ON1

PLANNING INFORMATION

Memo

Dimension of Hoistway and Pit Reaction Loading

Hoistway dimension

■2PC0

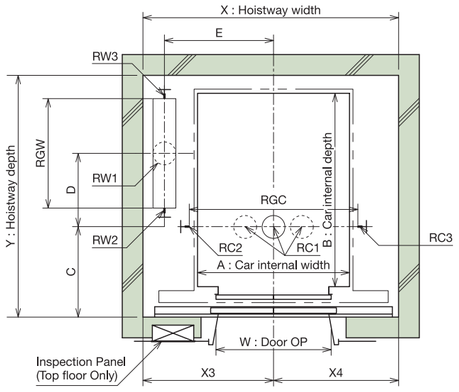

In case of 2 buffers

Hoistway dimension and Pit reaction loading

■2S2P

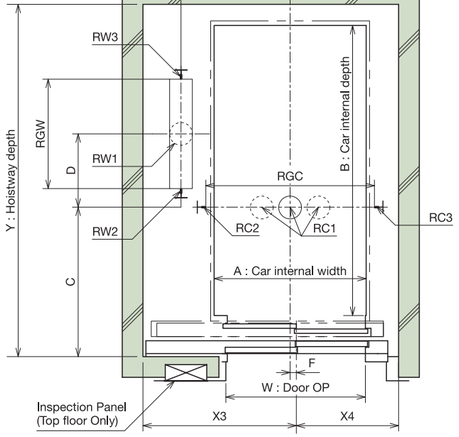

In case of 2 buffers

Hoistway dimension and Pit reaction loading

Dimension and reaction loading of hoistway

■Based on Hitachi standard and EN81-20/50 regulations

No.	Load [kg]	Persons	Rated speed [m/s] (m/min)	Door type	Door OP width W [mm]	Car internal size A × B [mm]	Hoistway *1 X × Y [mm]	Location [mm] X3	X4 *1	C *2	D	E	F	RGC	RGW	Pit reaction loading *3*4*5 [kN] Car side RC1	RC2	RC3	Counterweight side RW1	RW2	RW3
1	600	8	1.0(60)	2PC0	800	1100×1400	1900×1800	1000	900	680 [690]	530	845	—	1330	800	71.0	34.0(220.5)	27.5(214.0)	59.0	15.5(198.5)	25.0(211.5)
2			1.5(90)														37.5(279.5)	30.5(273.0)		18.5(256.5)	28.0(270.0)
3			1.75(105)																		
4			1.0(60)			1400×1100	2050×1700 (2100×1700)	1105	945 (995)	635 [645]				1540		70.5	34.0(220.5)	27.5(214.0)	58.5	15.5(198.5)	25.0(211.5)
5			1.5(90)														37.0(279.5)	30.5(273.0)		18.5(256.5)	27.5(270.0)
6			1.75(105)																		
7	750	10	1.0(60)			1350×1400	2150×1800	1150	1000	680 [690]		970		1580		79.5	37.5(227.0)	30.5(219.5)	64.0	16.5(201.5)	27.0(216.0)
8			1.5(90)														41.0(286.0)	33.5(278.5)		19.0(259.5)	30.0(274.5)
9			1.75(105)																		
10			2.0(120)																		
11			2.5(150)				2250×2000	1235	1015	705 [715]	640	1030			900	97.5	64.5(689.5)	54.5(679.0)	81.5	35.5(651.0)	52.5(677.0)
12	900	12	1.0(60)			1100×2000	1900×2400	1010	890	980 [990]	530	845	—	1330	800	91.0	41.0(230.5)	33.0(222.5)	73.0	17.0(201.5)	29.0(218.0)
13			1.5(90)														44.5(289.5)	36.5(281.5)		20.0(259.5)	32.0(277.0)
14			1.75(105)																		
15			2.0(120)																		
16			2.5(150)				2050×2400	1130	920		640	905			900	111.0	69.0(693.5)	58.0(682.5)	92.5	36.0(651.0)	55.0(679.5)
17			1.0(60)		1500	1500×1450	2200×1850	1175	1025	705 [715]	530	1000		1640	800	91.0	41.0(230.5)	33.0(222.5)	73.0	17.0(201.5)	29.0(218.0)
18			1.5(90)														44.5(289.5)	36.5(281.5)		20.0(259.5)	32.0(277.0)
19			1.75(105)																		
20			2.0(120)																		
21			2.5(150)				2350×2000	1285	1065		640	1060			900	109.0	69.0(693.5)	58.0(682.5)	90.5	36.0(651.0)	54.5(679.0)
22			1.0(60)			1600×1350	2350×1750 (2400×1750)	1315	1035 (1085)	655 [665]	530	1105		1740	800	92.0	41.5(228.0)	33.5(220.0)	74.0	17.0(198.5)	29.0(215.5)
23			1.5(90)														45.0(287.0)	36.5(278.5)		19.5(256.5)	32.0(274.0)
24			1.75(105)																		
25			2.0(120)																		
26			2.5(150)				2450×2000	1335	1115	705 [715]	640	1110			900	111.0	69.0(693.5)	58.0(682.5)	92.5	36.0(651.0)	55.0(679.5)
27	975	13	1.0(60)	2S2P	900	1100×2000	1900×2450	1110	790	1057 [1062]	530	845	95	1330	800	94.0	42.0(231.5)	34.0(223.0)	74.5	17.5(201.5)	29.0(218.5)
28			1.5(90)														45.5(290.5)	37.0(282.0)		20.0(259.5)	32.0(277.0)
29			1.75(105)																		
30			2.0(120)																		
31			2.5(150)				2000×2450	1205	795		640	905			900	114.0	70.0(694.5)	58.5(683.0)	94.0	36.5(651.0)	55.5(680.0)
32	1000	13	1.0(60)			1000×2400	1800×2850	1015	785	1257 [1262]	530	795	45	1230	800	99.0	43.5(233.0)	35.0(224.5)	78.5	17.5(201.5)	30.0(219.5)
33			1.5(90)														47.0(292.0)	38.5(283.5)		20.0(259.5)	33.0(278.0)
34			1.75(105)																		
35			2.0(120)																		
36			2.5(150)				1900×2850	1105	795		640	855			900	117.0	71.0(695.5)	59.5(684.0)	96.5	36.5(651.0)	56.0(680.5)
37			1.0(60)			1100×2100	2000×2500	1005	995	1030 [1040]	530	845		1330	800	96.5	43.0(229.5)	34.5(221.0)	77.0	17.5(198.5)	29.5(216.0)
38			1.5(90)													97.5	46.5(289.0)	38.0(280.5)	78.0	20.0(256.5)	33.0(275.0)
39			1.75(105)																		
40			2.0(120)																		
41			2.5(150)				2150×2500	1130	1020		640	905			900	115.0	70.0(695.0)	59.0(683.5)	94.5	36.5(651.0)	55.5(680.0)
42			1.0(60)			1600×1400	2300×1800	1225	1075	680 [690]	530	1050	—	1740	800	96.0	42.5(232.0)	34.5(223.5)	76.0	17.5(201.5)	29.5(219.0)
43			1.5(90)														46.0(291.0)	37.5(282.5)		20.0(259.5)	32.5(277.5)
44			1.75(105)	2PC0																	
45			2.0(120)																		
46			2.5(150)				2450×2000	1335	1115	705 [715]	640	1110			900	115.0	70.0(695.0)	59.0(683.5)	94.5	36.5(651.0)	55.5(680.0)
47			1.0(60)			1600×1500	2300×1900	1225	1075	730 [740]	530	1050			800	96.5	43.0(232.0)	34.5(224.0)	76.5	17.5(201.5)	29.5(219.0)
48			1.5(90)														46.5(291.5)	38.0(283.0)		20.0(259.5)	32.5(277.5)
49			1.75(105)																		
50			2.0(120)																		
51			2.5(150)				2450×2000	1335	1115		640	1110			900	115.0	70.0(695.0)	59.0(683.5)	94.5	36.5(651.0)	55.5(680.0)
52	1050	14	1.0(60)	2S2P	1000	1100×2100	1900×2550 (1950×2550)	1115	785 (835)	1107 [1112]	530	845	45	1330	800	96.5	43.0(229.5)	34.5(221.0)	77.0	17.5(198.5)	29.5(216.0)
53			1.5(90)													97.5	46.5(289.0)	38.0(280.5)	78.0	20.0(256.5)	33.0(275.0)
54			1.75(105)																		
55			2.0(120)																		
56			2.5(150)				2000×2550	1155	845		640	905			900	117.0	70.5(695.5)	59.5(684.0)	95.5	36.5(651.0)	56.0(680.5)

*1 ( ) : Travel distance > 60m
*2 [ ] : With fire rated door
*3 ( ) : EN81-20/50 regulations
*4 Rated speed 1.0m/s : Travel distance ≤ 60m
Rated speed 1.5 , 1.75m/s : Travel distance ≤ 80m
Rated speed 2.0 , 2.5m/s : Travel distance ≤ 120m
*5 The pit reaction loading differs depending on the specifications and design, please consult Hitachi or local agent.

Note : Above tables shows the dimensions on the following conditions
(1) Single elevator in hoistway (2) Without counterweight safety
Please consult Hitachi or local agent if other specifications are required.

■Based on Hitachi standard and EN81-20/50 regulations

No.	Load [kg]	Persons	Rated speed [m/s] (m/min)	Door type	Door OP width W [mm]	Car internal size A × B [mm]	Hoistway *1 X × Y [mm]	Location [mm] X3	X4 *1	C *2	D	E	F	RGC	RGW	Pit reaction loading *3*4*5 [kN] Car side RC1	RC2	RC3	Counterweight side RW1	RW2	RW3
57	1150	16	1.0(60)	2PC0	1000	1800×1500	2600×2000	1390	1210	730 [740]	640	1210	—	1940	900	117.0	54.5(381.5)	44.0(371.0)	94.0	23.5(342.0)	39.0(366.0)
58			1.5(90)													120.5	61.5(486.0)	50.0(474.5)	98.0	28.0(443.0)	44.5(469.0)
59			1.75(105)																		
60			2.0(120)				2650×2000	1435	1215							124.5	74.0(698.0)	62.0(686.0)	101.5	37.5(650.5)	58.0(682.5)
61			2.5(150)																		
62	1200		1.0(60)			1600×1700	2400×2100	1295	1105	830 [840]		1110	—	1740		122.5	57.0(389.0)	46.0(377.5)	98.0	24.5(347.0)	40.5(372.5)
63			1.5(90)														62.5(491.5)	50.5(480.0)		28.5(448.0)	45.0(474.5)
64			1.75(105)																		
65			2.0(120)				2450×2100	1330	1120							128.5	75.0(699.5)	62.5(687.0)	104.0	37.5(650.5)	58.5(683.0)
66			2.5(150)																		
67			1.0(60)		1100	2000×1400	2800×1950	1495	1305	680 [690]		1310		2140		122.5	57.0(389.0)	46.0(377.5)	98.0	24.5(347.0)	40.5(372.5)
68			1.5(90)														62.5(491.5)	50.5(480.0)		28.5(448.0)	45.0(474.5)
69			1.75(105)																		
70			2.0(120)				2850×2000	1535	1315	705 [715]						128.5	75.0(699.5)	62.5(687.0)	104.0	37.5(650.5)	58.5(683.0)
71			2.5(150)																		
72			1.0(60)			1200×2300	2100×2750	1210	890	1207 [1212]		955	45	1430		124.5	58.0(389.5)	46.5(378.0)	99.0	24.5(346.5)	41.0(372.5)
73			1.5(90)														63.0(492.5)	51.0(480.5)		28.5(448.0)	45.5(474.5)
74	1250		1.75(105)	2S2P																	
75			2.0(120)				2150×2750	1235	915							130.5	75.5(700.0)	63.0(687.5)	105.0	37.5(650.5)	58.5(683.5)
76			2.5(150)																		
77			1.0(60)			1300×2300	2250×2700	1170	1080	1130 [1140]		1005	—	1530		65.25x2sets	59.5(391.5)	48.0(379.5)	103.5	25.0(346.5)	42.0(374.0)
78			1.5(90)														65.0(494.0)	52.5(482.0)		29.0(447.5)	46.5(475.5)
79			1.75(105)	2PC0	1000											130.5					
80			2.0(120)				2350×2700	1230	1120							140.5	78.5(703.0)	65.0(690.0)	113.0	38.5(650.5)	60.5(685.0)
81			2.5(150)																		
82			1.0(60)				2250×2700	1170	1080	1130 [1140]						65.25x2sets	59.5(391.5)	48.0(379.5)	103.5	25.0(346.5)	42.0(374.0)
83			1.5(90)														65.0(494.0)	52.5(482.0)		29.0(447.5)	46.5(475.5)
84			1.75(105)	2S2P	1100											130.5					
85			2.0(120)				2200×2750	1290	910	1207 [1212]	640	95		900		140.5	78.5(703.0)	65.0(690.0)	113.0	38.5(650.5)	60.5(685.0)
86			2.5(150)					1305	895												
87			1.0(60)			1800×1700	2600×2100	1395	1205	830 [840]		1210	—	1940		65.25x2sets	59.5(391.5)	48.0(379.5)	103.5	25.0(346.5)	42.0(374.0)
88			1.5(90)														65.0(494.0)	52.5(482.0)		29.0(447.5)	46.5(475.5)
89	1350	18	1.75(105)		1000											130.5					
90			2.0(120)				2650×2100	1435	1215							140.5	78.5(703.0)	65.0(690.0)	113.0	38.5(650.5)	60.5(685.0)
91			2.5(150)																		
92			1.0(60)			2000×1500	2800×2000	1495	1305	730 [740]		1310		2140		65.25x2sets	59.5(391.5)	48.0(379.5)	103.5	25.0(346.5)	42.0(374.0)
93			1.5(90)														65.0(494.0)	52.5(482.0)		29.0(447.5)	46.5(475.5)
94			1.75(105)													130.5					
95			2.0(120)				2850×2000	1535	1315							140.5	78.5(703.0)	65.0(690.0)	113.0	38.5(650.5)	60.5(685.0)
96			2.5(150)																		
97			1.0(60)		1100	2000×1550	2800×2050	1495	1305	755 [765]		1310		2140		66.25x2sets	60.0(386.5)	48.0(375.0)	105.0	24.5(341.5)	42.0(369.0)
98			1.5(90)														64.5(489.5)	53.5(477.0)		28.5(443.0)	46.0(470.5)
99			1.75(105)	2PC0												132.5					
100			2.0(120)				2850×2050	1535	1315							140.5	78.5(703.0)	65.0(690.0)	113.0	38.5(650.5)	60.5(685.0)
101			2.5(150)																		
102			1.0(60)			1800×1750	2600×2150	1395	1205	855 [865]		1210		1940		67.75x2sets	61.0(393.0)	49.0(381.0)	106.5	25.0(346.5)	42.5(374.5)
103			1.5(90)														66.5(495.5)	54.0(483.0)		29.0(447.5)	47.0(476.5)
104	1425	19	1.75(105)		1000											135.5					
105			2.0(120)				2650×2150	1435	1215							147.5	80.5(705.5)	67.0(691.5)	118.5	39.0(650.5)	62.0(685.5)
106			2.5(150)																		
107			1.0(60)			2500×2800	2800×2400	1245	1255	1180 [1190]		1055		1630		71.5x2sets	63.5(390.5)	51.0(377.5)	113.5	25.5(341.5)	44.0(371.0)
108			1.5(90)													72.5x2sets	69.5(494.0)	56.0(481.0)	115.5	29.5(442.5)	49.0(473.5)
109	1500	20	1.75(105)		1100	1400×2400										145.0					
110			2.0(120)				3000×2400	1255	1245							154.0	83.0(707.5)	68.5(695.5)	124.0	39.5(650.5)	63.0(689.5)
111			2.5(150)																		

*1 ( ) : Travel distance > 60m
*2 [ ] : With fire rated door
*3 ( ) : EN81-20/50 regulations
*4 Rated speed 1.0m/s : Travel distance ≤ 60m
Rated speed 1.5 , 1.75m/s : Travel distance ≤ 80m
Rated speed 2.0 , 2.5m/s : Travel distance ≤ 120m
*5 The pit reaction loading differs depending on the specifications and design, please consult Hitachi or local agent.

Note : Above tables shows the dimensions on the following conditions
(1) Single elevator in hoistway (2) Without counterweight safety
Please consult Hitachi or local agent if other specifications are required.

Dimension of Hoistway and Pit Reaction Loading

Dimension and reaction loading of hoistway

■Based on Hitachi standard and EN81-20/50 regulations

No.	Load [kg]	Persons	Rated speed [m/s] (m/min)	Door type	Door OP width W [mm]	Car internal size A × B [mm]	Hoistway X × Y [mm] *1	Location [mm]								Pit reaction loading *3*4*5 [kN]					
																Car side			Counterweight side		
								X3	X4 *1	C *2	D	E	F	RGC	RGW	RC1	RC2	RC3	RW1	RW2	RW3
112	1600	21	1.0(60)	2S2P	1200	1400×2400	2300×2850	1355	945	1257 [1262]	640	1055	95	1630	900	71.5x2sets	63.5(390.5)	51.0(377.5)	113.5	25.5(341.5)	44.0(371.0)
113			1.5(90)													72.5x2sets	69.5(494.0)	56.0(481.0)	115.5	29.5(442.5)	49.0(473.5)
114			1.75(105)													145.0					
115			2.0(120)													162.0	85.0(710.0)	70.5(695.5)	129.5	40.0(650.0)	64.5(687.5)
116			2.5(150)																		
117			1.0(60)	2PC0	1100	2000×1750	2800×2150	1495	1305	855 [865]		1310	—	2140		75.75x2sets	66.5(398.0)	53.0(385.0)	119.5	26.5(346.5)	45.5(377.5)
118			1.5(90)														71.5(501.0)	58.0(487.0)		30.0(448.0)	50.0(479.5)
119			1.75(105)													151.5					
120			2.0(120)				2850×2150	1535	1315							162.0	85.0(710.0)	70.5(695.5)	129.5	40.0(650.0)	64.5(687.5)
121			2.5(150)																		
122	1800	23	1.0(60)			2100×1700	3000×2100	1660	1340	830 [840]		1385	—	2240		84.75x2sets	65.5(397.5)	57.5(389.5)	135.5	34.5(353.0)	51.0(383.0)
123			1.5(90)														70.5(499.5)	62.5(492.0)		39.0(454.0)	55.5(485.0)
124			1.75(105)													169.5					
125		24	1.0(60)	2S2P	1200	1500×2500	2500×2950	1555	945	1307 [1312]		1130	145	1730		84.75x2sets	65.5(397.5)	57.5(389.5)	133.5	34.5(353.0)	51.0(383.0)
126			1.5(90)														70.5(499.5)	62.5(492.0)		39.0(454.0)	55.5(485.0)
127			1.75(105)													169.5					
128			1.0(60)	2PC0	1100	2000×1800	2900×2200	1610	1290	880 [890]		1335	—	2140		84.75x2sets	65.5(397.5)	57.5(389.5)	135.5	34.5(353.0)	51.0(383.0)
129			1.5(90)														70.5(499.5)	62.5(492.0)		39.0(454.0)	55.5(485.0)
130			1.75(105)													169.5					
131	2000	26	1.0(60)	2S2P	1300	1500×2700	2500×3150	1505	995	1407 [1412]		1130	95	1730		89.75x2sets	68.0(400.0)	60.0(392.0)	139.5	35.5(353.0)	52.5(384.5)
132			1.5(90)														73.0(502.5)	65.0(494.0)		39.5(454.5)	57.0(486.5)
133			1.75(105)													179.5					
134			1.0(60)	2PC0	1100	2000×2000	2900×2400	1610	1290	980 [990]		1335	—	2140		89.75x2sets	68.0(400.0)	60.0(392.0)		35.5(353.0)	52.5(384.5)
135			1.5(90)														73.0(502.5)	65.0(494.0)		39.5(454.5)	57.0(486.5)
136			1.75(105)													179.5					
137			1.0(60)			2000×2100	2900×2500			1030 [1040]						90.75x2sets	68.5(400.5)	60.5(392.5)	141.5	36.0(353.5)	53.0(385.0)
138			1.5(90)														73.5(503.0)	65.5(494.5)		40.0(454.5)	57.5(487.0)
139			1.75(105)													181.5					

*1 ( ) : Travel distance > 60m
*2 [ ] : With fire rated door
*3 ( ) : EN81-20/50 regulations
*4 Rated speed 1.0m/s : Travel distance ≤ 60m
Rated speed 1.5 , 1.75m/s : Travel distance ≤ 80m
Rated speed 2.0 , 2.5m/s : Travel distance ≤ 120m
*5 The pit reaction loading differs depending on the specifications and design, please consult Hitachi or local agent.

Note: Above tables shows the dimensions on the following conditions
(1) Single elevator in hoistway (2) Without counterweight safety
Please consult Hitachi or local agent if other specifications are required.

■Based on Malaysian regulations

No.	Load [kg]	Persons	Rated speed [m/s] (m/min)	Door type	Door OP width W [mm]	Car internal size A × B [mm]	Hoistway X × Y [mm] *1	Location [mm]								Pit reaction loading *3*4 [kN]					
																Car side			Counterweight side		
								X3	X4 *1	C *2	D	E	F	RGC	RGW	RC1	RC2	RC3	RW1	RW2	RW3
1	615	9	1.0(60)	2PC0	800	1150×1400	1950×1800	1050	900	680 [690]	530	870	—	1380	800	74.0	225.0	218.0	61.5	201.5	215.5
2			1.5(90)														284.0	277.0		259.5	274.0
3			1.75(105)																		
4	750	11	1.0(60)			1350×1400	2150×1800	1150	1000			970		1580		79.5	227.0	219.5	64.0	201.5	216.0
5			1.5(90)														286.0	278.5		259.5	274.5
6			1.75(105)																		
7			2.0(120)				2250×2000	1235	1015			640	1030		900	97.5	689.5	679.0	81.5	651.0	677.0
8			2.5(150)																		
9	885	13	1.0(60)			1500×1450	2200×1850	1175	1025	705 [715]	530	1000	—	1640	800	90.5	230.5	222.5	72.5	201.5	218.0
10			1.5(90)														289.5	281.0		259.5	276.5
11			1.75(105)																		
12			2.0(120)				2350×2000	1285	1065		640	1060		900	108.5	693.0	682.0	90.0	651.0	679.0	
13			2.5(150)																		
14			1.0(60)		900	1600×1350	2350×1750 (2400×1750)	1315	1035 (1085)	655 [665]	530	1105		1740	800	91.5	228.0	219.5	73.5	198.5	215.5
15			1.5(90)														287.0	278.5		256.5	274.0
16			1.75(105)																		
17			2.0(120)				2450×2000	1335	1115	705 [715]	640	1110		900	110.5	693.5	682.5	92.0	651.0	679.5	
18			2.5(150)																		
19	955	14	1.0(60)	2S2P	1000	1100×2100	1900×2550 (1950×2550)	1115	785 (835)	1107 [1112]	530	845	45	1330	800	96.0	229.5	221.0	77.0	198.5	216.0
20			1.5(90)														288.5	280.0		256.5	275.0
21			1.75(105)																		
22			2.0(120)				2000×2550	1155	845		640	905		900	113.0	694.5	683.0	93.5	651.0	680.0	
23			2.5(150)																		
24			1.0(60)	2PC0	900	1600×1450	2300×1850	1225	1075	705 [715]	530	1050	—	1740	800	95.0	232.0	223.5	76.0	201.5	219.0
25			1.5(90)														291.0	282.5		259.5	277.5
26			1.75(105)																		
27			2.0(120)				2450×2000	1335	1115		640	1110		900	113.0	694.5	683.0	93.5	651.0	680.0	
28			2.5(150)																		
29	1025	15	1.0(60)			1600×1550	2300×1950	1225	1075	755 [765]	530	1050		1740	800	98.0	229.5	221.5	77.5	198.5	216.5
30			1.5(90)														289.0	280.0		256.5	275.0
31			1.75(105)																		
32			2.0(120)				2450×2050	1335	1115		640	1110		900	116.0	695.0	683.5	95.0	651.0	680.5	
33			2.5(150)																		
34	1160	17	1.0(60)	2S2P	1100	1200×2300	2100×2750	1210	890	1207 [1212]	640	955	45	1430	900	119.0	388.0	377.0	95.5	347.0	372.0
35			1.5(90)														490.5	479.0		448.0	474.0
36			1.75(105)																		
37			2.0(120)				2150×2750	1235	915							127.0	699.0	686.5	103.5	650.5	683.0
38			2.5(150)																		
39			1.0(60)	2PC0	1000	1600×1700	2400×2100	1295	1105	830 [840]		1110	—	1740		117.0	387.5	376.5	93.5	346.5	371.5
40			1.5(90)														490.0	478.5		448.0	473.5
41			1.75(105)																		
42			2.0(120)				2450×2100	1330	1120							127.0	699.0	686.5	103.5	650.5	683.0
43			2.5(150)																		
44			1.0(60)			1800×1500	2600×2000	1390	1210	730 [740]		1210		1940		117.0	382.0	371.0	94.5	342.0	366.0
45			1.5(90)													121.0	486.0	474.5	98.5	443.0	469.0	
46			1.75(105)																		
47			2.0(120)				2650×2000	1435	1215							127.0	699.0	686.5	103.5	650.5	683.0
48			2.5(150)																		
49	1295	19	1.0(60)	2S2P	1100	1300×2300	2200×2750	1290	910	1207 [1212]		1005	95	1530		128.5	391.0	379.0	102.5	347.0	373.5
50			1.5(90)														493.5	481.5		448.0	475.5
51			1.75(105)																		
52			2.0(120)					1305	895							138.5	702.5	689.5	112.0	650.5	685.0
53			2.5(150)																		

*1 ( ) : Travel distance > 60m
*2 [ ] : With fire rated door
*3 Rated speed 1.0m/s : Travel distance ≤ 60m
Rated speed 1.5 , 1.75m/s : Travel distance ≤ 80m
Rated speed 2.0 , 2.5m/s : Travel distance ≤ 120m
*4 The pit reaction loading differs depending on the specifications and design, please consult Hitachi or local agent.

Note: Above tables shows the dimensions on the following conditions
(1) Single elevator in hoistway (2) Without counterweight safety
Please consult Hitachi or local agent if other specifications are required.

Dimension of Hoistway and Pit Reaction Loading

Dimension and reaction loading of hoistway

■Based on Malaysian regulations

No.	Load [kg]	Persons	Rated speed [m/s] (m/min)	Door type	Door OP width W [mm]	Car internal size A × B [mm]	Hoistway X × Y [mm] *1	Location [mm]								Pit reaction loading *3*4 [kN]					
																Car side			Counterweight side		
								X3	X4 *1	C *2	D	E	F	RGC	RGW	RC1	RC2	RC3	RW1	RW2	RW3
54	1365	20	1.0(60)	2PC0	1000	1800×1750	2600×2150	1395	1205	855 [865]	640	1210	—	1940	900	66.5x2sets	392.5	380.5	105.5	346.5	374.0
55			1.5(90)														495.0	482.5		448.0	476.0
56			1.75(105)													133.0					
57			2.0(120)				2650×2150	1435	1215							141.0	703.5	690.0	113.5	650.5	685.5
58			2.5(150)																		
59			1.0(60)		1100	2000×1550	2800×2050	1495	1305	755 [765]		1310		2140		66.5x2sets	387.0	375.0	105.5	341.5	369.0
60			1.5(90)														487.5	477.0		443.0	471.5
61			1.75(105)													133.0					
62			2.0(120)				2850×2050	1535	1315							141.0	703.5	690.0	113.5	650.5	685.5
63			2.5(150)																		
64	1500	22	1.0(60)	2S2P	1200	1400×2400	2300×2850	1355	945	1257 [1262]		1055	95	1630		71.5x2sets	390.5	377.5	115.5	341.5	371.0
65			1.5(90)													72.5x2sets	494.0	481.0		442.5	473.5
66			1.75(105)													145.0					
67			2.0(120)													154.0	707.5	693.5	124.0	650.5	688.0
68			2.5(150)																		
69	1565	23	1.0(60)	2PC0	1100	2000×1750	2800×2150	1495	1305	855 [865]	640	1310	—	2140	900	75.0x2sets	398.0	384.5	118.5	347.0	377.5
70			1.5(90)														500.5	487.0		448.0	479.0
71			1.75(105)													150.0					
72			2.0(120)				2850×2150	1535	1315							160.5	709.5	695.0	129.0	650.5	689.0
73			2.5(150)																		
74	1635	24	1.0(60)			2000×1800	2800×2200	1495	1305	880 [890]						77.75x2sets	399.5	386.0	122.5	347.0	378.0
75			1.5(90)														502.0	488.0		448.0	480.0
76			1.75(105)													155.5					
77			2.0(120)				2850×2200	1535	1315							165.5	711.0	696.0	132.5	650.5	690.0
78			2.5(150)																		
79	1705	25	1.0(60)	2S2P	1200	1500×2500	2500×2950	1555	945	1307 [1312]		1130	145	1730		83.0x2sets	396.5	388.5	132.0	353.0	382.0
80			1.5(90)														498.5	491.0		454.0	484.0
81			1.75(105)													166.0					
82	1835	27	1.0(60)	2PC0	1100	2000×2000	2900×2400	1610	1290	980 [990]		1335	—	2140		86.5x2sets	398.0	390.5	136.5	353.0	383.5
83			1.5(90)														500.5	492.5		454.5	485.5
84			1.75(105)													173.0					
85	1905	28	1.0(60)	2S2P	1300	1500×2700	2500×3150	1505	995	1407 [1412]		1130	95	1730		88.0x2sets	399.0	391.0	137.5	353.0	384.0
86			1.5(90)														501.5	493.5		454.5	486.0
87			1.75(105)													176.0					
88	1975	29	1.0(60)	2PC0	1100	2000×2100	2900×2500	1610	1290	1030 [1040]		1335	—	2140		90.25x2sets	400.5	392.0	141.0	353.5	384.5
89			1.5(90)														502.5	494.5		454.5	486.5
90			1.75(105)													180.5					

*1 ( ) : Travel distance > 60m
*2 [ ] : With fire rated door
*3 Rated speed 1.0m/s : Travel distance ≤ 60m
Rated speed 1.5 , 1.75m/s : Travel distance ≤ 80m
Rated speed 2.0 , 2.5m/s : Travel distance ≤ 120m
*4 The pit reaction loading differs depending on the specifications and design, please consult Hitachi or local agent.

Note : Above tables shows the dimensions on the following conditions
(1) Single elevator in hoistway (2) Without counterweight safety
Please consult Hitachi or local agent if other specifications are required.

■Based on HKG COP

No.	Load [kg]	Persons	Rated speed [m/s] (m/min)	Door type	Door OP width W [mm]	Car internal size A × B [mm]	Hoistway X × Y [mm] *1	Location [mm]								Pit reaction loading *3*4 [kN]					
																Car side			Counterweight side		
								X3	X4 *1	C *2	D	E	F	RGC	RGW	RC1	RC2	RC3	RW1	RW2	RW3
1	600	8	1.0(60)	2PC0	800	1100×1400	1900×1800	1000	900	680 [690]	530	845	—	1330	800	71.0	34.0	27.5	59.0	15.5	25.0
2			1.5(90)														37.5	30.5		18.5	28.0
3			1.75(105)																		
4			1.0(60)			1400×1100	2050×1700 (2100×1700)	1105	945 (995)	635 [645]		950		1540		70.5	34.0	27.5	58.5	15.5	25.0
5			1.5(90)														37.0	30.5		18.5	27.5
6			1.75(105)																		
7	800	10	1.0(60)			1350×1400	2150×1800	1150	1000	680 [690]		970		1580		81.5	38.0	30.5	65.0	16.5	27.0
8			1.5(90)														41.5	34.0		19.0	30.0
9			1.75(105)																		
10			2.0(120)				2250×2000	1235	1015	705 [715]	640	1030			900	103.0	66.5	56.0	86.5	35.5	53.5
11			2.5(150)																		
12	975	13	1.0(60)	2S2P	900	1100×2000	1900×2450	1110	790	1057 [1062]	530	845	95	1330	800	94.0	42.0	34.0	74.5	17.5	29.0
13			1.5(90)														45.5	37.0		20.0	32.0
14			1.75(105)																		
15			2.0(120)				2000×2450	1205	795		640	905			900	114.0	70.0	58.5	94.0	36.5	55.5
16			2.5(150)																		
17			1.0(60)	2PC0		1500×1450	2200×1850	1175	1025	705 [715]	530	1000	—	1640	800	94.0	42.0	34.0	74.5	17.5	29.0
18			1.5(90)														45.5	37.0		20.0	32.0
19			1.75(105)																		
20			2.0(120)				2350×2000	1285	1065		640	1060			900	112.0	69.0	58.0	92.0	36.0	55.0
21			2.5(150)																		
22			1.0(60)			1600×1350	2350×1750 (2400×1750)	1315	1035 (1085)	655 [665]	530	1105		1740	800	95.0	39.0	34.0	75.5	21.5	29.0
23			1.5(90)														42.0	37.5		24.0	32.0
24			1.75(105)																		
25			2.0(120)				2450×2000	1335	1115	705 [715]	640	1110			900	114.0	70.0	58.5	94.0	36.5	55.5
26			2.5(150)																		
27			1.0(60)			1600×1400	2300×1800	1225	1075	680 [690]	530	1050			800	95.0	42.5	34.0	75.5	17.5	29.5
28			1.5(90)														46.0	37.5		20.0	32.5
29			1.75(105)																		
30			2.0(120)				2450×2000	1335	1115	705 [715]	640	1110			900	114.0	70.0	58.5	94.0	36.5	55.5
31			2.5(150)																		
32	1050	14	1.0(60)	2S2P	1000	1100×2100	1900×2550 (1950×2550)	1115	785 (835)	1107 [1112]	530	845	45	1330	800	96.5	43.0	34.5	77.0	17.5	29.5
33			1.5(90)													97.5	46.5	38.0	78.0	20.0	33.0
34			1.75(105)																		
35			2.0(120)				2000×2550	1155	845		640	905			900	117.0	70.5	59.5	95.5	36.5	56.0
36			2.5(150)																		
37			1.0(60)		900	1600×1500	2300×1900	1225	1075	730 [740]	530	1050		1740	800	98.5	43.5	35.0	77.5	17.5	30.0
38			1.5(90)														47.0	38.5		22.0	33.0
39			1.75(105)																		
40			2.0(120)				2450×2000	1335	1115		640	1110			900	117.0	70.5	59.5	95.5	36.5	56.0
41			2.5(150)																		
42	1200	16	1.0(60)	2PC0	1000	1600×1700	2400×2100	1295	1105	830 [840]						122.5	57.0	46.0	98.0	24.5	40.5
43			1.5(90)														62.5	50.5		28.5	45.0
44			1.75(105)																		
45			2.0(120)				2450×2100	1330	1120							128.5	75.0	62.5	104.5	37.5	58.5
46			2.5(150)																		
47			1.0(60)			1800×1500	2600×2000	1390	1210	730 [740]						119.0	55.5	44.5	95.0	24.0	39.5
48			1.5(90)													122.5	61.5	50.0	99.0	28.0	44.5
49			1.75(105)																		
50			2.0(120)				2650×2000	1435	1215							128.5	75.0	62.5	104.5	37.5	58.5
51			2.5(150)																		
52	1250		1.0(60)	2S2P	1100	1200×2300	2100×2750	1210	890	1207 [1212]						122.5	57.0	46.0	97.5	24.5	40.5
53			1.5(90)														62.5	50.5		28.0	45.0
54			1.75(105)																		
55			2.0(120)				2150×2750	1235	915							132.5	76.0	63.5	107.0	38.0	59.0
56			2.5(150)																		

*1 ( ) : Travel distance > 60m
*2 [ ] : With fire rated door
*3 Rated speed 1.0m/s : Travel distance ≤ 60m
Rated speed 1.5 , 1.75m/s : Travel distance ≤ 80m
Rated speed 2.0 , 2.5m/s : Travel distance ≤ 120m
*4 The pit reaction loading differs depending on the specifications and design, please consult Hitachi or local agent.

Note : Above tables shows the dimensions on the following conditions
(1) Single elevator in hoistway (2) Without counterweight safety
Please consult Hitachi or local agent if other specifications are required.

Dimension of Hoistway and Pit Reaction Loading

Dimension and reaction loading of hoistway

■Based on HKG COP

No.	Load [kg]	Persons	Rated speed [m/s] (m/min)	Door type	Door OP width W [mm]	Car internal size A × B [mm]	Hoistway X × Y [mm] *1	Location [mm]								Pit reaction loading *3*4 [kN]					
																Car side			Counterweight side		
								X3	X4 *1	C *2	D	E	F	RGC	RGW	RC1	RC2	RC3	RW1	RW2	RW3
57	1250	16	1.0(60)	2PC0	1100	2000×1400	2800×1950	1495	1305	680 [690]	640	1310	—	2140	900	124.5	58.0	46.5	99.0	24.5	41.0
58			1.5(90)														63.0	51.0		28.5	45.5
59			1.75(105)																		
60			2.0(120)				2850×2000	1535	1315	705 [715]						132.5	76.0	63.5	107.0	38.0	59.0
61			2.5(150)																		
62	1350	18	1.0(60)	2S2P	1100	1300×2300	2200×2750	1290	910	1207 [1212]		1005	95	1530		65.25x2sets	59.5	48.0	103.5	25.0	42.0
63			1.5(90)													130.5	65.0	52.5		29.0	46.5
64			1.75(105)																		
65			2.0(120)					1305	895							140.5	78.5	65.0	113.0	38.5	60.5
66			2.5(150)																		
67			1.0(60)	2PC0		2000×1500	2800×2000	1495	1305	730 [740]		1310	—	2140		65.25x2sets	59.5	48.0	103.5	25.0	42.0
68			1.5(90)													130.5	65.0	52.5		29.0	46.5
69			1.75(105)																		
70			2.0(120)				2850×2000	1535	1315							140.5	78.5	65.0	113.0	38.5	60.5
71			2.5(150)																		
72	1425	19	1.0(60)		1000	1800×1750	2600×2150	1395	1205	855 [865]		1210		1940		67.75x2sets	61.0	49.0	106.5	25.0	42.5
73			1.5(90)													135.5	66.5	54.0		29.0	47.0
74			1.75(105)																		
75			2.0(120)				2650×2150	1435	1215							147.5	80.5	67.0	118.5	39.0	62.0
76			2.5(150)																		
77	1600	21	1.0(60)	2S2P	1200	1400×2400	2300×2850	1355	945	1257 [1262]	640	1055	95	1630	900	71.5x2sets	63.5	51.0	113.5	25.5	44.0
78			1.5(90)													145.0	69.5	56.0	115.5	29.5	49.0
79			1.75(105)																		
80			2.0(120)													158.0	84.0	69.5	126.0	39.5	64.0
81			2.5(150)																		
82			1.0(60)	2PC0	1100	2000×1750	2800×2150	1495	1305	855 [865]		1310	—	2140		75.75x2sets	66.5	53.0	119.5	26.5	45.5
83			1.5(90)													151.5	71.5	58.0		30.0	50.0
84			1.75(105)																		
85			2.0(120)				2850×2150	1535	1315							158.0	84.0	69.5	126.0	39.5	64.0
86			2.5(150)																		
87	1800	24	1.0(60)	2S2P	1200	1500×2500	2500×2950	1555	945	1307 [1312]		1130	145	1730		84.75x2sets	65.5	57.5	133.5	34.5	51.0
88			1.5(90)													169.5	70.5	62.5		39.0	55.5
89			1.75(105)																		
90			1.0(60)	2PC0	1100	2000×1800	2900×2200	1610	1290	880 [890]		1335	—	2140		84.75x2sets	65.5	57.5	133.5	34.5	51.0
91			1.5(90)													169.5	70.5	62.5		39.0	55.5
92			1.75(105)																		
93			1.0(60)			2100×1700	3000×2100	1660	1340	830 [840]		1385		2240		84.75x2sets	65.5	57.5	133.5	34.5	51.0
94			1.5(90)													169.5	70.5	62.5		39.0	55.5
95			1.75(105)																		
96	2000	26	1.0(60)	2S2P	1300	1500×2700	2500×3150	1505	995	1407 [1412]		1130	95	1730		89.75x2sets	68.0	60.0	139.5	35.5	52.5
97			1.5(90)													179.5	73.0	65.0		39.5	57.0
98			1.75(105)																		
99			1.0(60)	2PC0	1100	2000×2000	2900×2400	1610	1290	980 [990]		1335	—	2140		89.75x2sets	68.0	60.0	139.5	35.5	52.5
100			1.5(90)													179.5	73.0	65.0		39.5	57.0
101			1.75(105)																		

*1 ( ) : Travel distance > 60m
*2 [ ] : With fire rated door
*3 Rated speed 1.0m/s : Travel distance ≤ 60m
Rated speed 1.5 , 1.75m/s : Travel distance ≤ 80m
Rated speed 2.0 , 2.5m/s : Travel distance ≤ 120m
*4 The pit reaction loading differs depending on the specifications and design, please consult Hitachi or local agent.

Note : Above tables shows the dimensions on the following conditions
(1) Single elevator in hoistway (2) Without counterweight safety
Please consult Hitachi or local agent if other specifications are required.

■Based on Hitachi standard for India

No.	Load [kg]	Persons	Rated speed [m/s] (m/min)	Door type	Door OP width W [mm]	Car internal size A × B [mm]	Hoistway X × Y [mm] *1	Location [mm]								Pit reaction loading *3*4 [kN]					
																Car side			Counterweight side		
								X3	X4 *1	C *2	D	E	F	RGC	RGW	RC1	RC2	RC3	RW1	RW2	RW3
1	612	9	1.0(60)	2PC0	800	1100×1400	1900×1800	1000	900	680 [690]	530	845	—	1330	800	71.5	34.0	28.0	59.5	16.0	25.0
2			1.5(90)														37.5	31.0		18.5	28.0
3			1.75(105)																		
4			1.0(60)			1400×1100	2050×1700 (2100×1700)	1105	945 (995)	635 [645]		950		1540		71.0	34.0	27.5		15.5	25.0
5			1.5(90)														37.5	31.0		18.5	27.5
6			1.75(105)																		
7	748	11	1.0(60)			1350×1400	2150×1800	1150	1000	680 [690]		970		1580		79.5		30.0	64.0	16.5	27.0
8			1.5(90)														41.0	33.5		19.0	29.5
9			1.75(105)																		
10			2.0(120)				2250×2000	1235	1015	705 [715]	640	1030			900	97.0	64.5	54.5	81.5	35.5	52.5
11			2.5(150)																		
12	884	13	1.0(60)			1100×2000	1900×2400	1010	890	980 [990]		530	845	1330	800	90.5	41.0	33.0	72.5	17.0	28.5
13			1.5(90)														44.5	36.0		19.5	31.5
14			1.75(105)																		
15			2.0(120)				2050×2400	1130	920			640	905		900	110.5	69.0	57.5	92.0	36.0	55.0
16			2.5(150)																		
17			1.0(60)	2S2P	900		1900×2450	1110	790	1057 [1062]		530	845	95	800	90.5	41.0	33.0	72.5	17.0	28.5
18			1.5(90)														44.5	36.0		19.5	31.5
19			1.75(105)																		
20			2.0(120)				2000×2450	1205	795			640	905		900	110.5	69.0	57.5	92.0	36.0	55.0
21			2.5(150)																		
22			1.0(60)			1500×1450	2200×1850	1175	1025	705 [715]		530	1000	1640	800	90.5	41.0	33.0	72.5	17.0	28.5
23			1.5(90)														44.5	36.0		19.5	31.5
24			1.75(105)																		
25			2.0(120)				2350×2000	1285	1065			640	1060		900	108.5	68.0	57.0	90.0	36.0	54.5
26			2.5(150)																		
27			1.0(60)			1600×1350	2350×1750 (2400×1750)	1315	1035 (1085)	655 [665]		530	1105	—	1740	800	91.5	41.0	33.0	73.5	17.0	27.0
28			1.5(90)														44.5	36.5		19.5	32.0
29			1.75(105)	2PC0																	
30			2.0(120)				2450×2000	1335	1115	705 [715]		640	1110		900	110.5	69.0	57.5	92.0	36.0	55.0
31			2.5(150)																		
32	952	14	1.0(60)			1100×2100	2000×2500	1005	995	1030 [1040]		530	845	1330	800	94.5	42.5	34.0	76.0	17.5	29.5
33			1.5(90)														95.5	46.0	37.5	77.0	20.0	32.5
34			1.75(105)																		
35			2.0(120)				2150×2500	1130	1020			640	905		900	113.0	69.5	58.5	93.5	36.5	55.0
36			2.5(150)																		
37			1.0(60)	2S2P	1000		1900×2550 (1950×2550)	1115	785 (835)	1107 [1112]		530	845	45	800	94.5	42.5	34.0	76.0	17.5	29.5
38			1.5(90)														95.5	46.0	37.5	77.0	20.0	32.5
39			1.75(105)																		
40			2.0(120)				2000×2550	1155	845			640	905		900	113.0	69.5	58.5	93.5	36.5	55.0
41			2.5(150)																		
42	1020	15	1.0(60)	2PC0	900	1600×1400	2300×1800	1225	1075	680 [690]		530	1050	—	1740	800	94.0	42.0	34.0	75.0	17.5	29.5
43			1.5(90)														45.5	37.0		20.0	32.5
44			1.75(105)																		
45			2.0(120)				2450×2000	1335	1115	705 [715]		640	1110		900	113.0	69.5	58.5	93.5	36.5	55.0
46			2.5(150)																		
47			1.0(60)	2S2P		1000×2400	1800×2850	1015	785	1257 [1262]		530	795	45	1230	800	99.5	44.0	35.5	79.0	17.5	30.5
48			1.5(90)														47.5	38.5		20.0	33.5
49			1.75(105)																		
50			2.0(120)				1900×2850	1105	795			640	855		900	121.5	72.5	60.5	100.5	37.0	57.0
51			2.5(150)																		
52			1.0(60)	2PC0		1600×1500	2300×1900	1225	1075	730 [740]		530	1050	—	1740	800	97.5	43.0	35.0	77.0	17.5	30.0
53			1.5(90)														46.5	38.0		20.0	33.0
54			1.75(105)																		
55			2.0(120)				2450×2000	1335	1115			640	1110		900	121.5	72.5	60.5	100.5	37.0	57.0
56			2.5(150)																		

*1 ( ) : Travel distance > 60m
*2 [ ] : With fire rated door
*3 Rated speed 1.0m/s : Travel distance ≤ 60m
Rated speed 1.5 , 1.75m/s : Travel distance ≤ 80m
Rated speed 2.0 , 2.5m/s : Travel distance ≤ 120m
*4 The pit reaction loading differs depending on the specifications and design, please consult Hitachi or local agent.

Note : Above tables shows the dimensions on the following conditions
(1) Single elevator in hoistway (2) Without counterweight safety
Please consult Hitachi or local agent if other specifications are required.

Dimension of Hoistway and Pit Reaction Loading

Dimension and reaction loading of hoistway

■Based on Hitachi standard for India

No.	Load [kg]	Persons	Rated speed [m/s] (m/min)	Door type	Door OP width W [mm]	Car internal size A × B [mm]	Hoistway X × Y [mm] *1	Location [mm]								Pit reaction loading *3*4 [kN]					
																Car side			Counterweight side		
								X3	X4 *1	C *2	D	E	F	RGC	RGW	RC1	RC2	RC3	RW1	RW2	RW3
57	1156	17	1.0(60)	2PC0	1000	1600×1700	2400×2100	1295	1105	830 [840]		1110	—	1740		117.0	55.5	44.5	93.5	24.0	39.5
58			1.5(90)														60.5	49.0		28.0	44.0
59			1.75(105)																		
60			2.0(120)				2450×2100	1330	1120							127.0	74.5	62.0	103.5	37.5	58.0
61			2.5(150)																		
62			1.0(60)			1800×1500	2600×2000	1390	1210	730 [740]		1210		1940		117.0	54.5	44.0	94.5	23.5	39.0
63			1.5(90)													121.0	61.5	50.0	98.5	28.0	44.5
64			1.75(105)																		
65			2.0(120)				2650×2000	1435	1215							127.0	74.5	62.0	103.5	37.5	58.0
66			2.5(150)																		
67	1224	18	1.0(60)	2S2P	1100	1200×2300	2100×2750	1210	890	1207 [1212]		955	45	1430		121.5	57.0	45.5	97.0	24.5	40.5
68			1.5(90)														62.0	50.5		28.0	44.5
69			1.75(105)																		
70			2.0(120)				2150×2750	1235	915							135.5	77.0	64.0	110.5	38.0	60.0
71			2.5(150)																		
72			1.0(60)	2PC0		2000×1400	2800×1950	1495	1305	680 [690]		1310	—	2140		123.5	57.5	46.0	98.5	24.5	40.5
73			1.5(90)														62.5	51.0		28.5	45.0
74			1.75(105)																		
75			2.0(120)				2850×2000	1535	1315	705 [715]						135.5	77.0	64.0	110.5	38.0	60.0
76			2.5(150)																		
77	1292	19	1.0(60)	2S2P	1000	1300×2300	2250×2700	1170	1080	1130 [1140]		1005	95	1530		128.5	59.0	47.5	102.5	25.0	41.5
78			1.5(90)														64.0	52.0		28.5	46.0
79			1.75(105)																		
80			2.0(120)				2350×2700	1230	1120							138.0	78.0	64.5	112.0	38.0	60.0
81			2.5(150)																		
82			1.0(60)		1100		2200×2750	1290	910	1207 [1212]	640				900	128.5	59.0	47.5	102.5	25.0	41.5
83			1.5(90)														64.0	52.0		28.5	46.0
84			1.75(105)																		
85			2.0(120)					1305	895							138.0	78.0	64.5	112.0	38.0	60.0
86			2.5(150)																		
87			1.0(60)	2PC0		2000×1500	2800×2000	1495	1305	730 [740]		1310	—	2140		128.5	59.0	47.5	102.5	25.0	41.5
88			1.5(90)														64.0	52.0		28.5	46.0
89			1.75(105)																		
90			2.0(120)				2850×2000	1535	1315							138.0	78.0	64.5	112.0	38.0	60.0
91			2.5(150)																		
92	1360	20	1.0(60)		1000	1800×1700	2600×2100	1395	1205	830 [840]		1210		1940		65.5x2sets	60.0	48.0	103.5	25.0	42.0
93			1.5(90)														65.0	52.5		29.0	46.5
94			1.75(105)													131.0					
95			2.0(120)				2650×2100	1435	1215							141.0	78.5	65.5	113.5	38.5	60.5
96			2.5(150)																		
97			1.0(60)		1100	2000×1550	2800×2050	1495	1305	755 [765]		1310	—	2140		66.25x2sets	60.0	48.0	105.0	24.5	42.0
98			1.5(90)														65.0	53.5		28.5	46.0
99			1.75(105)	2PC0												132.5					
100			2.0(120)				2850×2050	1535	1315							141.0	78.5	65.5	113.5	38.5	60.5
101			2.5(150)																		
102	1428	21	1.0(60)		1000	1800×1750	2600×2150	1395	1205	855 [865]		1210		1940		67.75x2sets	61.0	49.0	106.5	25.0	42.5
103			1.5(90)														66.5	54.0		29.0	47.0
104			1.75(105)													135.5					
105			2.0(120)				2650×2150	1435	1215							151.5	82.0	68.0	122.5	39.0	63.0
106			2.5(150)																		
107	1496	22	1.0(60)		1100	1400×2400	2500×2800	1245	1255	1180 [1190]		1055		1630		71.5x2sets	63.5	50.5	113.5	25.5	44.0
108			1.5(90)													72.5x2sets	69.5	56.0	115.5	29.5	49.0
109			1.75(105)													145.0					
110			2.0(120)					1255	1245							154.0	82.5	68.5	124.0	39.5	63.0
111			2.5(150)																		

*1 ( ) : Travel distance > 60m
*2 [ ] : With fire rated door
*3 Rated speed 1.0m/s : Travel distance ≤ 60m
Rated speed 1.5 , 1.75m/s : Travel distance ≤ 80m
Rated speed 2.0 , 2.5m/s : Travel distance ≤ 120m
*4 The pit reaction loading differs depending on the specifications and design, please consult Hitachi or local agent.

Note : Above tables shows the dimensions on the following conditions
(1) Single elevator in hoistway (2) Without counterweight safety
Please consult Hitachi or local agent if other specifications are required.

■Based on Hitachi standard for India

No.	Load [kg]	Persons	Rated speed [m/s] (m/min)	Door type	Door OP width W [mm]	Car internal size A × B [mm]	Hoistway X × Y [mm] *1	Location [mm]								Pit reaction loading *3*4 [kN]					
																Car side			Counterweight side		
								X3	X4 *1	C *2	D	E	F	RGC	RGW	RC1	RC2	RC3	RW1	RW2	RW3
112	1496	22	1.0(60)	2S2P	1200	1400×2400	2300×2850	1355	945	1257 [1262]	640	1055	95	1630	900	71.5x2sets	63.5	50.5	113.5	25.5	44.0
113			1.5(90)													72.5x2sets	69.5	56.0	115.5	29.5	49.0
114			1.75(105)													145.0					
115			2.0(120)													154.0	82.5	68.5	124.0	39.5	63.0
116			2.5(150)																		
117	1564	23	1.0(60)	2PC0	1100	2000×1750	2800×2150	1495	1305	855 [865]		1310	—	2140		75.0x2sets	66.0	52.5	118.5	26.0	45.5
118			1.5(90)														71.0	57.5		30.0	50.0
119			1.75(105)													150.0					
120			2.0(120)				2850×2150	1535	1315							156.5	83.5	69.5	125.0	39.5	63.5
121			2.5(150)																		
122	1632	24	1.0(60)			2000×1800	2800×2200	1495	1305	880 [890]						77.75x2sets	67.5	54.0	122.5	26.5	46.5
123			1.5(90)														72.5	58.5		30.5	50.5
124			1.75(105)													155.5					
125			2.0(120)				2850×2200	1535	1315							159.5	84.5	70.0	126.5	39.5	64.0
126			2.5(150)																		
127			1.0(60)			2100×1700	2900×2100	1540	1360	830 [840]		1360		2240		79.5x2sets	69.0	55.0		26.5	47.0
128			1.5(90)														74.0	59.5		30.5	51.5
129			1.75(105)													159.0					
130			2.0(120)				2950×2100	1585	1365							159.5	84.5	70.0		39.5	64.0
131			2.5(150)																		
132	1768	26	1.0(60)	2S2P	1200	1500×2500	2500×2950	1555	945	1307 [1312]		1130	145	1730		84.25x2sets	65.0	57.5	133.0	34.5	50.5
133			1.5(90)														70.0	62.0		38.5	55.0
134			1.75(105)													168.5					
135	1904	28	1.0(60)		1300	1500×2700	2500×3150	1505	995	1407 [1412]			95			88.0x2sets	67.0	59.0	137.5	35.5	52.0
136			1.5(90)														72.0	64.0		39.5	56.5
137			1.75(105)													176.0					
138			1.0(60)	2PC0	1100	2000×2000	2900×2400	1610	1290	980 [990]		1335	—	2140		88.0x2sets	67.0	59.0	137.5	35.5	52.0
139			1.5(90)														72.0	64.0		39.5	56.5
140			1.75(105)													176.0					

*1 ( ) : Travel distance > 60m
*2 [ ] : With fire rated door
*3 Rated speed 1.0m/s : Travel distance ≤ 60m
Rated speed 1.5 , 1.75m/s : Travel distance ≤ 80m
Rated speed 2.0 , 2.5m/s : Travel distance ≤ 120m
*4 The pit reaction loading differs depending on the specifications and design, please consult Hitachi or local agent.

Note : Above tables shows the dimensions on the following conditions
(1) Single elevator in hoistway (2) Without counterweight safety
Please consult Hitachi or local agent if other specifications are required.

Dimension of Hoistway and Pit Reaction Loading

Dimension and reaction loading of hoistway

■Based on SS550

No.	Load [kg]	Persons	Rated speed [m/s] (m/min)	Door type	Door OP width W [mm]	Car internal size A × B [mm]	Hoistway X × Y [mm] *1	Location [mm]								Pit reaction loading *3*4 [kN]					
																Car side			Counterweight side		
								X3	X4 *1	C *2	D	E	F	RGC	RGW	RC1	RC2	RC3	RW1	RW2	RW3
1	600	8	1.0(60)	2PC0	800	1100×1400	1950×1850	1035	915	680 [690]	530	845	—	1330	800	71.5	35.0	28.0	59.0	16.0	25.5
2			1.5(90)														38.5	31.5		18.5	28.5
3			1.75(105)																		
4			1.0(60)			1400×1100	2150×1750	1150	1000	635 [645]		950		1540			35.0	28.0		16.0	25.5
5			1.5(90)														38.5	31.5		18.5	28.5
6			1.75(105)																		
7	750	11	1.0(60)		900	1350×1400	2200×1850	1175	1025	680 [690]		970		1580		78.0	37.0	30.0	63.0	16.5	26.5
8			1.5(90)														40.5	33.0		19.0	29.5
9			1.75(105)																		
10			2.0(120)				2300×2050	1260	1040	705 [715]	640	1030			900	101.0	66.0	55.5	85.5	35.5	53.0
11			2.5(150)																		
12	885	13	1.0(60)			1500×1450	2250×1900	1200	1050		530	1000		1640	800	90.5	41.0	33.0	72.5	17.0	28.5
13			1.5(90)														44.5	36.0		19.5	31.5
14			1.75(105)																		
15			2.0(120)				2400×2050	1310	1090		640	1060			900	108.5	68.0	57.0	90.0	36.0	54.5
16			2.5(150)																		
17			1.0(60)			1600×1350	2450×1800	1355	1095	655 [665]	530	1105		1740	800	91.5	38.0	33.5	73.5	21.0	28.5
18			1.5(90)														41.0	36.5		24.0	31.5
19			1.75(105)																		
20			2.0(120)				2500×2050	1360	1140	705 [715]	640	1110			900	108.5	68.0	57.0	90.0	36.0	54.5
21			2.5(150)																		
22	900	13	1.0(60)	2S2P		1100×2000	1950×2500	1135	815	1057 [1062]	530	845	95	1330	800	91.0	41.0	33.0	73.0	17.0	29.0
23			1.5(90)														44.5	36.5		20.0	32.0
24			1.75(105)																		
25			2.0(120)				2050×2500	1230	820		640	905			900	111.0	69.0	58.0	92.5	36.0	55.0
26			2.5(150)																		
27			1.0(60)	2PC0		1600×1400	2350×1850	1250	1100	680 [690]	530	1050	—	1740	800	92.0	41.5	33.5	74.0	17.0	29.0
28			1.5(90)														45.0	36.5		20.0	32.0
29			1.75(105)																		
30			2.0(120)				2500×2050	1360	1140	705 [715]	640	1110			900	111.0	69.0	58.0	92.5	36.0	55.0
31			2.5(150)																		
32	950	14	1.0(60)	2S2P	1000	1100×2100	2000×2600	1140	860	1107 [1112]	530	845	45	1330	800	93.0	42.0	33.5	75.0	17.5	29.5
33			1.5(90)														45.5	37.0		20.0	32.0
34			1.75(105)																		
35			2.0(120)				2050×2600	1180	870		640	905			900	113.0	69.5	58.5	93.5	36.5	55.0
36			2.5(150)																		
37	1020	15	1.0(60)	2PC0	900	1600×1550	2350×2000	1250	1100	755 [765]	530	1050	—	1740	800	99.5	44.0	35.5	79.0	17.5	30.5
38			1.5(90)														47.5	38.5		20.0	33.5
39			1.75(105)																		
40			2.0(120)				2500×2100	1360	1140		640	1110			900	115.5	70.5	59.0	95.0	36.5	55.5
41			2.5(150)																		
42	1150	17	1.0(60)	2S2P	1100	1200×2300	2150×2800	1235	915	1207 [1212]		955	45	1430		118.5	56.0	45.0	95.5	24.0	40.0
43			1.5(90)														61.0	49.5		28.0	44.5
44			1.75(105)																		
45			2.0(120)				2200×2800	1260	940							126.5	74.0	62.0	103.5	37.5	58.0
46			2.5(150)																		
47			1.0(60)	2PC0	1000	1600×1700	2450×2150	1320	1130	830 [840]	640	1110	—	1740	900	116.5	55.5	44.5	93.5	24.0	39.5
48			1.5(90)														60.5	49.0		28.0	44.0
49			1.75(105)																		
50			2.0(120)				2500×2150	1355	1145							126.5	74.0	62.0	103.5	37.5	58.0
51			2.5(150)																		
52			1.0(60)			1800×1500	2650×2050	1420	1230	730 [740]		1210		1940		116.0	55.0	44.0	92.5	24.0	39.5
53			1.5(90)														60.0	49.0		28.0	43.5
54			1.75(105)																		
55			2.0(120)				2700×2050	1460	1240							126.5	74.0	62.0	103.5	37.5	58.0
56			2.5(150)																		

*1 ( ):Travel distance > 60m
*2 [ ]:With fire rated door
*3 Rated speed 1.0m/s : Travel distance ≤ 60m
Rated speed 1.5 , 1.75m/s : Travel distance ≤ 80m
Rated speed 2.0 , 2.5m/s : Travel distance ≤ 120m
*4 The pit reaction loading differs depending on the specifications and design, please consult Hitachi or local agent.

Note: Above tables shows the dimensions on the following conditions
(1) Single elevator in hoistway (2) Without counterweight safety
Please consult Hitachi or local agent if other specifications are required.

■Based on SS550

No.	Load [kg]	Persons	Rated speed [m/s] (m/min)	Door type	Door OP width W [mm]	Car internal size A × B [mm]	Hoistway X × Y [mm] *1	Location [mm]								Pit reaction loading *3*4 [kN]					
																Car side			Counterweight side		
								X3	X4 *1	C *2	D	E	F	RGC	RGW	RC1	RC2	RC3	RW1	RW2	RW3
57	1200	17	1.0(60)	2PC0	1100	2000×1400	2850×2000	1520	1330	680 [690]	640	1310	—	2140	900	122.5	57.0	46.0	98.0	24.5	40.5
58			1.5(90)														62.5	50.5		28.5	45.0
59			1.75(105)																		
60			2.0(120)				2900×2050	1560	1340	705 [715]						134.5	77.0	63.5	110.0	38.0	59.5
61			2.5(150)																		
62	1290	19	1.0(60)	2S2P		1300×2300	2250×2800	1315	935	1207 [1212]		1005	95	1530		128.5	59.0	47.5	102.5	25.0	41.5
63			1.5(90)														64.0	52.0		28.5	46.0
64			1.75(105)																		
65			2.0(120)				2650×2200	1330	920							138.0	78.0	64.5	112.0	38.0	60.0
66			2.5(150)																		
67	1350	20	1.0(60)	2PC0		1800×1750	2650×2200	1420	1230	855 [865]		1210	—	1940		66.25x2sets	60.5	48.5	105.0	25.0	42.5
68			1.5(90)													132.5	65.5	53.0		29.0	46.5
69			1.75(105)																		
70			2.0(120)				2700×2200	1460	1240							140.5	78.5	65.0	113.0	38.5	60.5
71			2.5(150)																		
72			1.0(60)		1100	2000×1550	2850×2100	1520	1330	755 [765]		1310		2140		66.25x2sets	60.5	48.5	105.0	25.0	42.5
73			1.5(90)													132.5	65.5	53.0		29.0	46.5
74			1.75(105)																		
75			2.0(120)				2900×2100	1560	1340							140.5	78.5	65.0	113.0	38.5	60.5
76			2.5(150)																		
77	1500	22	1.0(60)	2S2P	1200	1400×2400	2350×2900	1365	985	1257 [1262]		1055	95	1630		72.0x2sets	64.0	51.5	114.0	26.0	44.5
78			1.5(90)													144.0	69.0	56.0		29.5	48.5
79			1.75(105)																		
80			2.0(120)				2850×2200	1380	970							154.0	83.0	68.5	124.0	39.5	63.0
81			2.5(150)																		
82	1565	23	1.0(60)	2PC0	1100	2000×1750	2850×2200	1520	1330	855 [865]	640	1310	—	2140	900	75.0x2sets	66.0	53.0	118.5	26.0	45.5
83			1.5(90)													150.0	71.0	57.5		30.0	50.0
84			1.75(105)																		
85			2.0(120)				2900×2200	1560	1340							156.5	83.5	69.5	125.0	39.5	63.5
86			2.5(150)																		
87	1600	24	1.0(60)	2PC0	1100	2100×1700	2950×2150	1570	1380	830 [840]		1360	—	2240		76.0x2sets	66.5	53.0	120.0	26.5	45.5
88			1.5(90)													152.0	71.5	58.0		30.0	50.0
89			1.75(105)																		
90			2.0(120)				3000×2150	1610	1390							158.0	84.0	69.5	126.0	39.5	64.0
91			2.5(150)																		
92	1630		1.0(60)			2000×1800	2850×2250	1520	1330	880 [890]		1310		2140		77.75x2sets	67.5	54.0	122.5	26.5	46.5
93			1.5(90)													155.5	72.5	58.5		30.5	50.5
94			1.75(105)																		
95			2.0(120)				2900×2250	1560	1340							161.0	85.0	70.5	128.5	39.5	64.5
96			2.5(150)																		
97	1700	25	1.0(60)	2S2P	1200	1500×2500	2550×3000	1580	970	1307 [1312]		1130	145	1730		83.0x2sets	64.5	56.5	131.5	34.5	50.5
98			1.5(90)													166.0	69.0	61.5		38.5	54.5
99			1.75(105)																		
100	1835	27	1.0(60)	2PC0	1100	2000×2000	2950×2450	1635	1315	980 [990]		1335	—	2140		86.5x2sets	66.5	58.5	136.5	35.0	51.5
101			1.5(90)													173.0	71.0	63.0		39.0	56.0
102			1.75(105)																		
103	1905	28	1.0(60)	2S2P	1300	1500×2700	2550×3200	1530	1020	1407 [1412]		1130	95	1730		88.0x2sets	67.0	59.0	137.5	35.5	52.0
104			1.5(90)													176.0	72.0	64.0		39.5	56.5
105			1.75(105)																		
106	2000	29	1.0(60)	2PC0	1100	2000×2100	2950×2550	1635	1315	1030 [1040]		1335	—	2140		90.75x2sets	68.5	60.5	141.5	36.0	53.0
107			1.5(90)													181.5	73.5	65.5		40.0	57.5
108			1.75(105)																		

*1 ( ):Travel distance > 60m
*2 [ ]:With fire rated door
*3 Rated speed 1.0m/s : Travel distance ≤ 60m
Rated speed 1.5 , 1.75m/s : Travel distance ≤ 80m
Rated speed 2.0 , 2.5m/s : Travel distance ≤ 120m
*4 The pit reaction loading differs depending on the specifications and design, please consult Hitachi or local agent.

Note: Above tables shows the dimensions on the following conditions
(1) Single elevator in hoistway (2) Without counterweight safety
Please consult Hitachi or local agent if other specifications are required.

Overhead Height and Pit Depth

Hoistway section

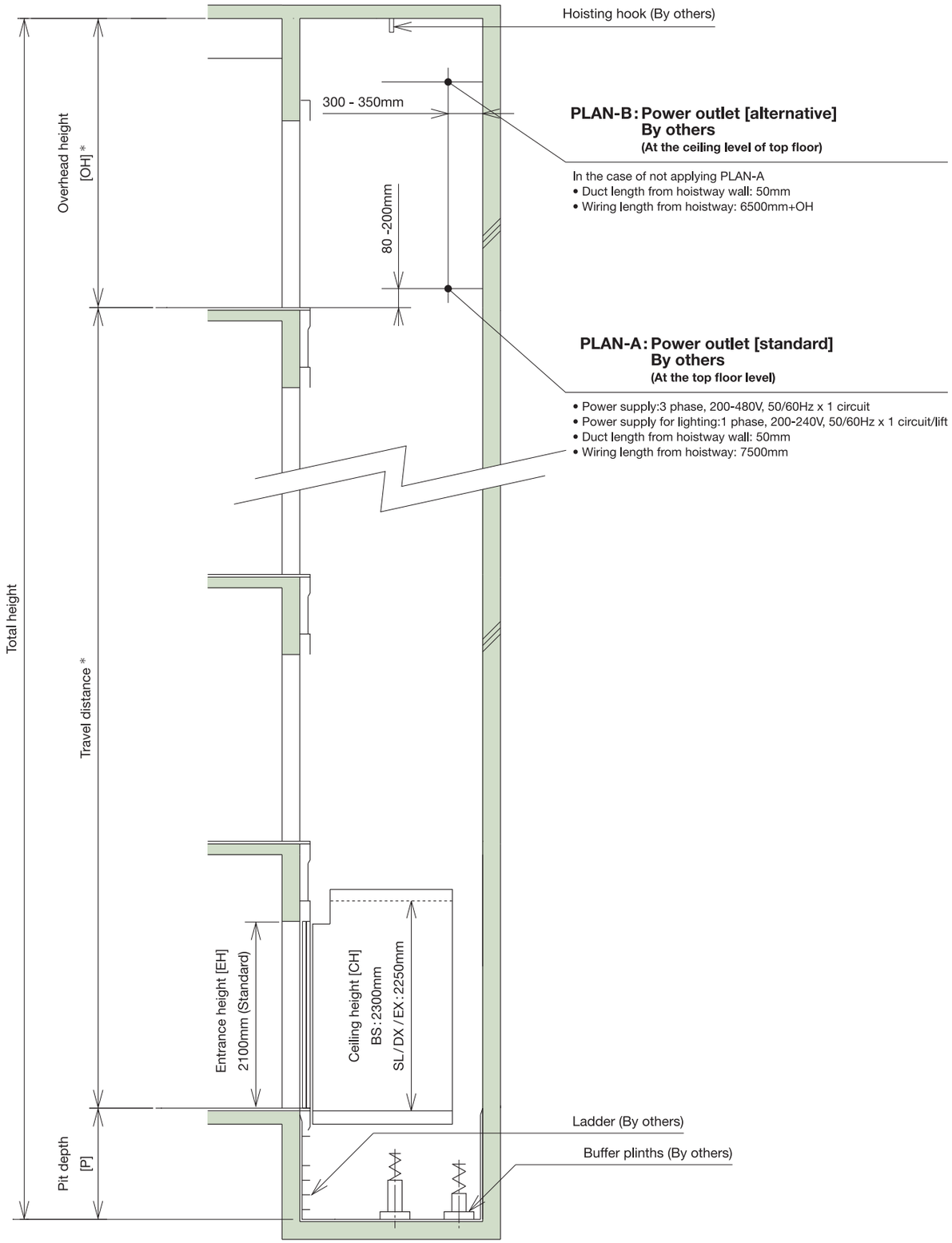

* If total number of floors is 2, please consult Hitachi or local agent about minimum travel distance and overhead height.

■Dimensions for overhead height, pit depth and other specifications

Standard overhead height : OH *1 *2 *3 [mm]

No.	Rated speed [m/s] (m/min)	Hitachi standard Hitachi standard for India			EN81-20/50			Malaysian regulations		
		Load ≤ 1050kg	Load ≥ 1150kg	Load > 1600kg	Load ≤ 1050kg	Load ≥ 1150kg	Load > 1600kg	Load ≤ 1050kg	Load ≥ 1150kg	Load > 1635kg
1	1.0(60)	3750 (3870)	4150 (4270)	4300 (4420)	4150 (4270)	4250 (4370)	4300 (4420)	4200 (4320)	4300 (4420)	4350 (4470)
2	1.5(90)									
3	1.75(105)	4050(4170)	4350(4470)	4350(4470)	4350(4470)	4350(4470)	4350(4470)	4400(4520)	4400(4520)	4400(4520)
4	2.0(120)	4600(4600)	4600(4600)	–	4600(4600)	4600(4600)	–	4650(4650)	4650(4650)	–
5	2.5(150)	4700(4700)	4700(4700)		4700(4700)	4700(4700)		4750(4750)	4750(4750)	

No.	Rated speed [m/s] (m/min)	HKG COP			SS550		
		Load ≤ 1050kg	Load ≥ 1150kg	Load > 1600kg	Load ≤ 1050kg	Load ≥ 1150kg	Load > 1630kg
1	1.0(60)	3950(4070)	4150(4270)	4300(4420)	3800(3920)	4150(4270)	4300(4420)
2	1.5(90)	4150(4270)	4350(4470)	4350(4470)	4150(4270)	4400(4520)	4400(4520)
3	1.75(105)	4300(4420)	4450(4570)	4450(4570)	4300(4420)	4500(4620)	4500(4620)
4	2.0(120)	5550(5670)	5550(5670)	–	5500(5620)	5500(5620)	–
5	2.5(150)	5700(5820)	5700(5820)		5650(5770)	5650(5770)	

Minimum pit depth : P *4 [mm]

No.	Rated speed [m/s] (m/min)	Hitachi standard Hitachi standard for India EN81-20/50			Malaysian regulations			HKG COP		
		Load ≤ 1050kg	Load ≥ 1150kg	Load > 1600kg	Load ≤ 1050kg	Load ≥ 1150kg	Load > 1635kg	Load ≤ 1050kg	Load ≥ 1150kg	Load > 1600kg
1	1.0(60)	1350	1600	1650	1500	1750	1750	1350	1600	1650
2	1.5(90)							1450	1700	1800
3	1.75(105)	1450	1700	1800	1600	1850	1900	1500	1900	2000
4	2.0(120)	2000	2300	–	2050	2350	–	2000	2300	–
5	2.5(150)	2050	2350		2100	2400		2050	2350	

No.	Rated speed [m/s] (m/min)	SS550		
		Load ≤ 1050kg	Load ≥ 1150kg	Load > 1630kg
1	1.0(60)	1500	1750	1900
2	1.5(90)	1600	1900	2050
3	1.75(105)	1650	2100	2250
4	2.0(120)	2050(2000)	2300	–
5	2.5(150)	2200(2050)	2350	

Other specifications

No.	Rated speed [m/s] (m/min)	Maximum no. of stops	Maximum travel distance [m]
1	1.0(60)	24	60
2	1.5(90)	32	80
3	1.75(105)		
4	2.0(120)	36	120
5	2.5(150)		

■Rated Speed 1.75m/s or less

*1 ( ) : SL/DX/EX series ceiling
*2 Travel distance ≤ 30m
30m < Travel distance ≤ 60m : Above overhead height + 50mm
60m < Travel distance ≤ 80m : Above overhead height + 100mm
*3 Overhead height will be increased accordingly if either EH or CH increases.
*4 Travel distance ≤ 45m
LOAD ≤ 1050kg 45m < Travel distance ≤ 60m : Above pit depth + 50mm
60m < Travel distance : Above pit depth + 200mm
LOAD ≥ 1150kg 45m < Travel distance : Above pit depth + 50mm

■Rated Speed 2.0m/s or 2.5m/s

*1 ( ) : SL/DX/EX series ceiling
*2 30m ≤ Travel distance ≤ 45m
45m < Travel distance ≤ 80m : Above overhead height + 50mm
80m < Travel distance ≤ 120m : Above overhead height + 100mm
*3 Overhead height will be increased accordingly if either EH or CH increases.
*4 For SS550, ( ) : Travel distance ≤ 60m

Location of hoisting hook and hoisting beam

If the hoistway is made of reinforced concrete, hoisting hooks (installed by other contractors) are required at the top of the hoistway. If the hoistway is a steel structure, hoisting beams (installed by other contractors) are required at the top of the hoistway. The details of the hoisting hook and hoisting beam mounting position are as follows:

① Hoisting hooks

1.Rated Load ≤ 1050kg

No.1 ～ 5 ●: hoisting hook position

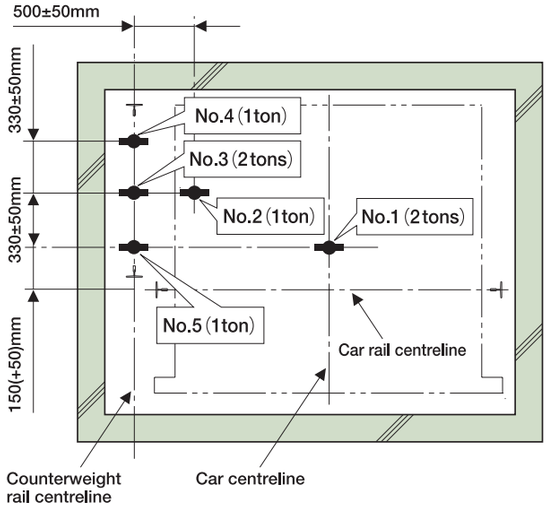

2.Rated Load ＞ 1050kg

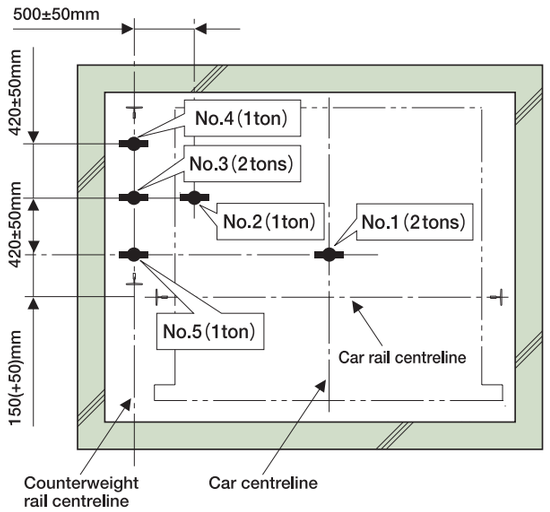

3. Orientation and size of Hoisting Hooks

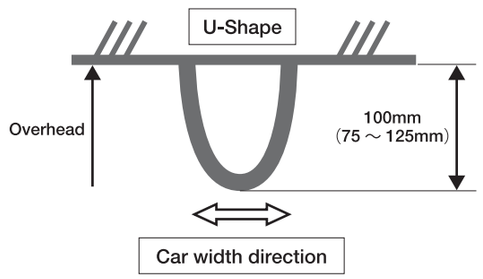

Note: 1. The hoisting hooks should be orientated such that the U-shape is facing the hoistway landing entrance.
2. This hoisting hook size is required to ensure that the hoisting equipment can fit in.

② Hoisting beams

1. Hoisting beams layout (Standard)

Hoisting beams in the direction of car depth

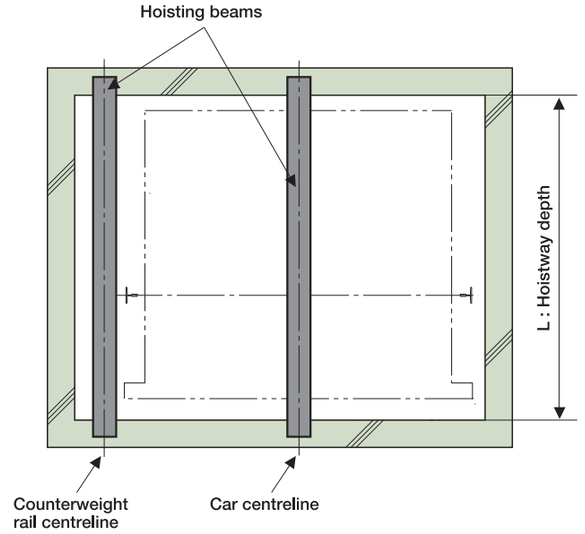

2. Hoisting beams layout (Alternative)

Hoisting beams in the direction of car width

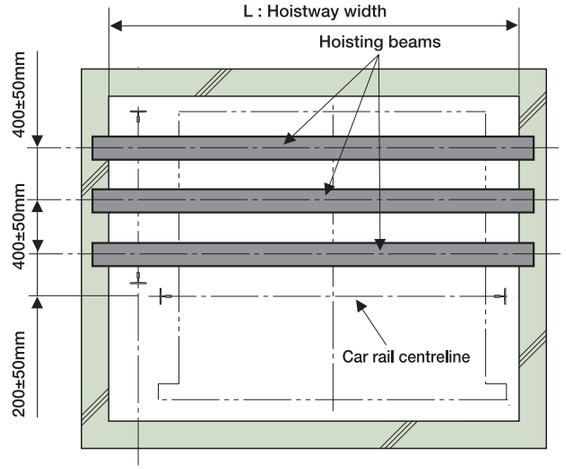

3.Height of Hoisting beams

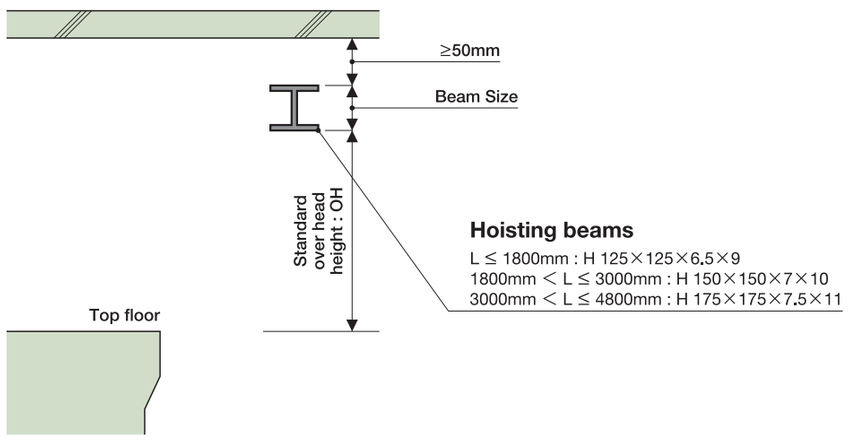

Required capacity of circuit breaker, transformer & starting power at building side

■Electrical Data

No.	Load [kg]	Rated speed [m/s] (m/min)	Motor capacity [kW]	Supply voltage [V]	Breaker capacity [A]			Transformer capacity [kVA]			Starting power [kVA]	Lead-in wire for drive [mm²]			Earth wire [mm²]	Calorific value [kcal/hr]
					1 unit	2 units	3 units	1 unit	2 units	3 units		1 unit	2 units	3 units		
1	451 ~ 630	1.0(60)	3.9	220-230	100	125	150	5	9	12	15	22.0	38	60	3.5	830
2				380-415	20	30	30					5.5	14	14	2.0	
3				440-480	50	75	100					5.5	8			
4		1.5(90)	5.8	220-230	100	125	150	6	11	15	20	22.0	60	60	3.5	1250
5				380-415	30	30	40					8.0	14	22	2.0	
6				440-480	50	75	100					5.5		14		
7		1.75(105)	6.8	220-230	100	125	150	7	12	17	23	38.0	60	100	3.5	1460
8				380-415	30	40	50					8.0	14	22	2.0	
9				440-480	50	75	100							14		
10	631 ~ 750	1.0(60)	4.6	220-230	100	125	150	5	9	12	16	22.0	38	60	3.5	990
11				380-415	20	30	40					5.5	14	14	2.0	
12				440-480	50	75	100						8			
13		1.5(90)	6.9	220-230	100	125	150	7	12	17	23	38.0	60	100	3.5	1490
14				380-415	30	40	50	6	11	15		8.0	14	22	2.0	
15				440-480	50	75	100	7	12	17				14		
16		1.75(105)	8.1	220-230	100	125	150				26	38.0	60	100	3.5	1730
17				380-415	40	40	50					14.0	22	22		
18				440-480	50	75	100					8.0	14			
19	748 ~ 750	2.0(120)	11.0	220-230	175	200	250	14	26	36	44	60.0	150	150(114m)*1	5.5	1980
20				380-415	40	50	75					22.0	38	60	3.5	
21				440-480	100	100	150					14.0	22	38		
22		2.5(150)	13.0	220-230	175	200	250	16	30	41	50	100.0	150(138m)*1	150(98m)*1	5.5	2470
23				380-415	50	60	100					22.0	38	60	3.5	
24				440-480	100	100	150					14.0		38		
25	751 ~ 900	1.0(60)	5.6	220-230	100	125	150	6	11	15	19	22.0	38	60	2.0	1190
26				380-415	30	30	40					8.0	14	22		
27				440-480	50	75	100					5.5		14		
28		1.5(90)	8.3	220-230	100	125	150	8	14	19	27	38.0	60	100	3.5	1780
29				380-415	40	40	50	7	12	17		14.0	22	38		
30				440-480	50	75	100	8	14	19		8.0	14	22		
31		1.75(105)	9.7	220-230	100	125	150	10	17	24	30	38.0	100	150	5.5	2080
32				380-415	40	40	60	9	16	22		14.0	22	38	3.5	
33				440-480	50	75	100	10	17	24		8.0	14	22		
34		2.0(120)	12.0	220-230	175	200	250	15	28	39	47	100.0	150(148m)*1	150(106m)*1	5.5	2380
35				380-415	50	60	75					22.0	38	60	3.5	
36				440-480	100	100	150					14.0		38		
37		2.5(150)	15.0	220-230	175	200	250	18	33	46	57	100.0	150(121m)*1	150(86m)*1	5.5	2970
38				380-415	50	75	100					22.0	60	60	3.5	
39				440-480	100	100	150						38			
40	901 ~ 1050	1.0(60)	6.5	220-230		125		7	12	17	22	38.0	60	100		1390
41				380-415	30	40	40					8.0	14	22	2.0	
42				440-480	50	75	100					5.5		14		
43		1.5(90)	9.7	220-230	100	125	150	9	16	22	30	38.0	100	150	5.5	2080
44				380-415	40	40	60	8	14	19		14.0	22	38	3.5	
45				440-480	50	75	100	9	16	22		8.0	14	22		
46		1.75(105)	11.7	220-230	100	125	150	10	17	24	36	60.0	100	150	5.5	2430
47				380-415	40	50	75					14.0	38	38	3.5	
48				440-480	50	75	100						22			
49		2.0(120)	13.0	220-230	175	200	250	16	30	41	50	100.0	150(138m)*1	150(98m)*1	5.5	2770
50				380-415	50	60	100					22.0	38	60	3.5	
51				440-480	100	100	150					14.0		38		
52		2.5(150)	17.0	220-230	175	200	250	20	37	51	64	100.0	150(108m)*1	150(77m)*1	5.5	3460
53				380-415	60	75	100					38.0	60	100		
54				440-480	100	100	150					22.0	38	60		
55	1051 ~ 1150	1.0(60)	7.1	220-230		125		7	12	17	23	38.0	60	100	3.5	1520
56				380-415	40	40	50					8.0	14	22		
57				440-480	50	75	100								2.0	
58		1.5(90)	11.0	220-230	100	125	150	10	17	24	34	60.0	100	150	5.5	2280
59				380-415	40	50	75	9	16	22		14.0	22	38	3.5	
60				440-480	50	75	100	10	17	24				22		

Note : Maximum length of lead-in wire is 150m, maximum lead-in wire size is 150mm².

*1 ( ) :Maximum length of lead-in wire with 150mm².

*2 Please consult Hitachi or local agent about maximum size and maximum length of lead-in wire.

■Electrical Data

No.	Load [kg]	Rated speed [m/s] (m/min)	Motor capacity [kW]	Supply voltage [V]	Breaker capacity [A]			Transformer capacity [kVA]			Starting power [kVA]	Lead-in wire for drive [mm²]			Earth wire [mm²]	Calorific value [kcal/hr]
					1 unit	2 units	3 units	1 unit	2 units	3 units		1 unit	2 units	3 units		
61	1051 ~ 1150	1.75(105)	13	220-230	100	125	150	11	19	26	40	60	100	150(146m)*1	5.5	2660
62				380-415	50	60	75					14	38	38	3.5	
63				440-480		75	100						22			
64		2.0(120)	15	220-230	175	200	250	18	33	46	57	100	150(121m)*1	150(86m)*1	5.5	3030
65				380-415	50	75	100					22	60	60	3.5	
66				440-480	100	100	150						38			
67		2.5(150)	18	220-230	175	200	250	21	39	54	68	150	150(102m)*1	150(73m)*1	5.5	3790
68				380-415	60	75	125					38	60	100		
69				440-480	100	100	150					22	38	60	3.5	
70	1151 ~ 1350	1.0(60)	8.3	220-230		125		8	14	19	27	38	60	100		1780
71				380-415	40	40	50	7	12	17		14	22	38		
72				440-480	50	75	100	8	14	19		8	14	22		
73		1.5(90)	13	220-230	100	125	150	11	19	26	40	60	100	150(146m)*1	5.5	2670
74				380-415	50	60	75					14	38	38	3.5	
75				440-480		75	100					14	22			
76		1.75(105)	15	220-230	100	125	150	12	21	29	45	60	150	150(128m)*1	5.5	3120
77				380-415	50	60	100					22	38	60	3.5	
78				440-480		75						14	22	38		
79	1351 ~ 1635	2.0(120)	17	220-230	175	200	250	20	37	51	64	100	150(108m)*1	150(77m)*1	5.5	3560
80				380-415	60	75	100					38	60	100		
81				440-480	100	100	150					22	38	60	3.5	
82		2.5(150)	21	220-230	175	200	250	25	46	64	78	150	150(88m)*1	150(63m)*1	5.5	4450
83				380-415	60	100	125	24	44	62		38	60	100		
84				440-480	100		150	25	46	64		22				
85	1636 ~ 1800	1.0(60)	10	220-230		125		9	16	22	31	38	100	150		2150
86				380-415	40	50	60					14	22	38	3.5	
87				440-480	50	75	100					8	14	22		
88		1.5(90)	15	220-230	100	125	150	12	21	29	45	60	150	150(128m)*1	5.5	3230
89				380-415	50	60	100					22	38	60	3.5	
90				440-480		75						14	22	38		
91		1.75(105)	18	220-230	100	125	150	15	26	36	53	100	150	150(109m)*1	5.5	3770
92				380-415	60	75	100	14	24	33		22	38	60		
93				440-480	50			15	26	36		14		38	3.5	
94		2.0(120)	20	220-230	175	200	250	25	46	64	78	150	150(88m)*1	150(63m)*1	5.5	4310
95				380-415	60	100	125	24	44	62		38	60	100		
96				440-480	100		150	25	46	64		22				
97	1636 ~ 1800	2.5(150)	25	220-230	175	200	250	30	55	77	95	150(131m)*1	150(72m)*1	*2	8.0	5390
98				380-415	75	125	150					38	100	150	5.5	
99				440-480	100	100							60	100		
100		1.0(60)	12	220-230	175	200	250	10	17	24	38	60	150	144(63m)*1		2380
101				380-415	50	50	75					14	38	38	3.5	
102				440-480	100	100	150						22			
103		1.5(90)	17	220-230	175	200	250	14	24	33	51	100	150(144m)*1	150(105m)*1	5.5	3560
104				380-415	60	75	100					22	38	60		
105				440-480	100	100	150					14		38	3.5	
106		1.75(105)	20	220-230	175	200	250	16	28	38	60	100	150(124m)*1	150(90m)*1	5.5	4150
107				380-415	60	100	125					22	60	60		
108				440-480	100		150						38			
109	1801 ~ 2000	1.0(60)	13	220-230	175	200	250	11	19	26	40	60	150	150(134m)*1		2640
110				380-415	50	60	75					14	38	38	3.5	
111				440-480	100	100	150						22			
112		1.5(90)	19	220-230	175	200	250	15	26	36	57	100	150(130m)*1	150(94m)*1	5.5	3960
113				380-415	60	75	100					22	38	60		
114				440-480	100	100	150							38	3.5	
115		1.75(105)	22	220-230	175	200	250	18	31	43	65	150	150(113m)*1	150(82m)*1		4620
116				380-415	75	100	125					38	60	100	5.5	
117				440-480	100		150					22		60		

Note : Maximum length of lead-in wire is 150m, maximum lead-in wire size is 150mm².

*1 ( ) :Maximum length of lead-in wire with 150mm².

*2 Please consult Hitachi or local agent about maximum size and maximum length of lead-in wire.