Specifications and designs are subject to change without notice.
规格和设计如有变化恕不另行通知

HITACHI

Hitachi, Ltd.
14-1, Sotokanda 4-chome
Chiyoda-ku, Tokyo, 101-8010 Japan
TEL: +81-3-4564-3722
FAX: +81-3-4564-3883
http://www.hitachi.co.jp/urban/

株式会社 日立制作所

〒101-8010 日本国东京都千代田区外神田4-14-1
电话：+81-3-4564-3722
电传：+81-3-4564-3883
网站：http://www.hitachi.co.jp/urban/

Printed in Japan(H) **RE-E204** 0608

HITACHI
Inspire the Next

HIGH-SPEED & ULTRAHIGH-SPEED ELEVATORS PLANNING GUIDE

高速&超高速电梯规划指南

Speed 180 - 540m/min 速度 | **Load 900 - 2,000kg** 载重量



HIGH-SPEED & ULTRAHIGH-SPEED ELEVATORS

高速&超高速电梯适用范围

Selecting and making the most suitable elevator systems is the key to realizing a comfortable building.
This brochure introduces Hitachi High Speed & Ultrahigh Speed Elevators and its dimensions, specifications and other pertinent information.
Please use the information contained herein will serve you in your overall plans for buildings.

选择最适合的电梯系统是实现一栋舒适大楼的主要关键。
本手册介绍日立高速&超高速电梯及其尺寸、规格与其它相关信息。
希望这份数据能对您们的大楼整体规划提供一定的参考作用。

■Speed and Capacity
速度与容量

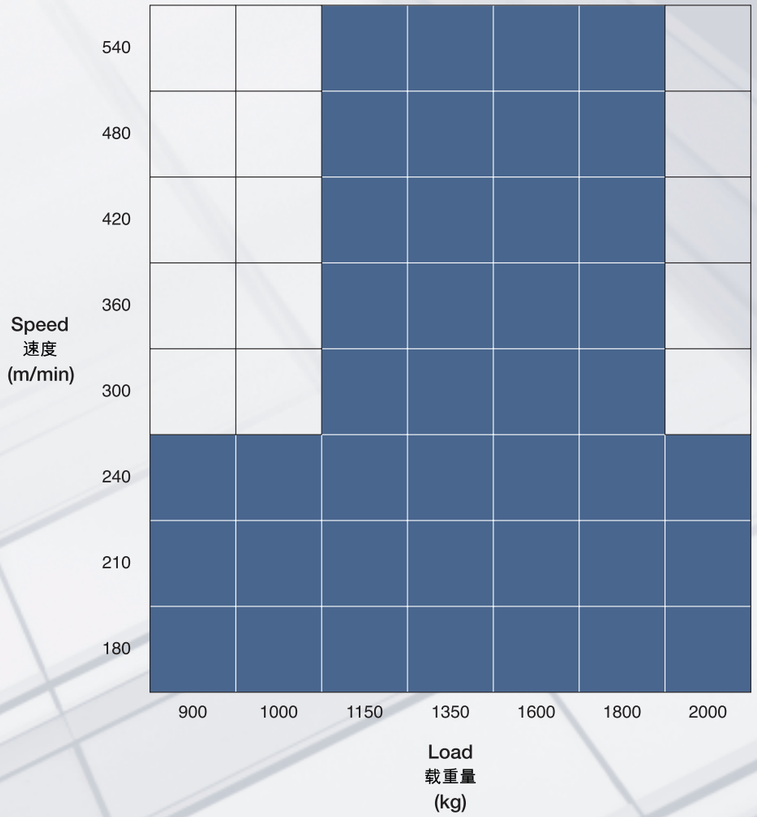

Speed 速度 [m/min]	Load 载重量 [kg]	Number of Persons 乘客数		
		JIS	EN/GB/COP/KFB	CP2
180	900	13	12	13
210				
240				
180	1000	15	13	15
210				
240				
180	1150	17	15	17
210				
240				
300				
360				
420				
480				
540				
180	1350	20	18	20
210				
240				
300				
360				
420				
480				
540				

Speed 速度 [m/min]	Load 载重量 [kg]	Number of Persons 乘客数		
		JIS	EN/GB/COP/KFB	CP2
180	1600	24	21	23
210				
240				
300				
360				
420				
480				
540				
180	1800	27	24	26
210				
240				
300				
360				
420				
480				
540				
180	2000	30	26	29
210				
240				

BASIC Functions 标准功能

Operating Systems **操作系统**	**Collective control** 集选控制自动运行 [CCTL]	This is a fully automatic operation used for a single elevator system. Hall calls in the direction in which the elevator is traveling are responded to sequentially and when all calls in that direction are cleared, calls in the opposite direction are responded to. When there are no more calls, the elevator will stop at the last floor served. 1台电梯单独运行时采用的集选控制自动运行方式。即电梯将优先按顺序应答与电梯运行方向相同的厅外信号、当该方向的召唤全部应答完毕后、电梯将自动应答相反方向的召唤。无召唤时电梯将停止在最后的服务层待机。
Safety Functions **安全功能**	**Door safety edge (both sides)** 安全触板 [DSEB]	Mechanical safety units are installed on both sides of the elevator doors. In the event of passengers coming into contact with the safety edges of closing doors, the doors will immediately reopen. 电梯关门过程中，当电梯门端部两边的安全触板碰撞到人或物品时，电梯将立即停止关门，并马上将门打开。
	Overload return door system 开/关门受阻反转装置 [ORS]	In the event of door overload, such as when passengers get their fingers, hands or personal belongings caught in the door, this system automatically senses this and either re-closes or re-opens the doors to prevent injury. 当电梯在开／关门过程中，受到外来的阻力，且该阻力超过一定的数值时，电梯门将往相反方向动作。
	Interphone system 对讲机装置 [INPS]	An Interphone system between the elevator and the master unit (in the supervisory panel, etc.) is provided for emergency communication purposes. 出现紧急情况时，当持续按厢内应急按钮，便可以与轿厢外管理人员进行直接通话。
	Car emergency lighting 轿厢应急灯 [CEML]	In the event of a power failure, an emergency light inside the elevator will be automatically activated. 出现停电的情况时，装在轿厢吊顶的应急灯，将自动亮灯。
	Nearest landing operation for minor trouble 故障时低速自救功能 [NLNO]	In the unlikely event of temporary trouble during operation, the elevator automatically goes to the nearest floor at a low speed to prevent passengers from being trapped inside. 正常运行中的电梯因一时的故障导致停止时，如电梯不是安全装置动作而停止在非平层区域内，电梯则可以低速进行自救运行，并在最近服务层停止，以防止关人事故的发生。
	Overload detection system 过载检查功能 [OLDS]	In the event of overloading, this system will activate an audio/visual signal to prevent the elevator from moving when it is overloaded. 过载时，通过设置在轿底的负载开关的检出，电梯将发出警告，且不能起动。
Service Functions **服务功能**	**Mischievous call cancellation** 恶作剧信号登记取消功能 [MCCC]	In the event that a large number of calls is registered by a small number of passengers, the calls are determined to be mischievous and will be automatically cancelled upon responding to the next call. This thus eliminates unnecessary stops. 1、2位以下的乘客时，但轿厢操作箱上多数楼层信号被登记，微机自动的检查出这个非自然的状态，并取消已被登记的信号。
	Door open time adjustment 保持开门时间的自动调整 [DTAD]	The duration of the door open timing is tailored to usage conditions, substantially improving operational efficiency. 根据电梯使用情况调整轿厢开门时间以大幅改善操作效率。
	Floor “deselect” function 误登记取消功能 [FDSF]	This function allows you to cancel the selection of a floor you have pressed by mistake by pressing the button again. (This thus eliminates unnecessary stops.) 按错层楼按钮时，通过重复再按一次该按钮，可把该错误登记的信号取消。
Management Functions **管理功能**	**Parking operation** 泊梯功能 [PKGO]	The elevator can be parked at the designated floor with a key switch. 接通泊梯开关，电梯返回到基站后，将熄灯、关门、停止运行。
	Automatic turn off of elevator light and fan 轿厢内照明及风扇 自动停止功能 [ATFL]	In the event that the elevator is not in use, the light and ventilation fan in the elevator are automatically turned off to conserve energy. 无厅外召唤和轿厢信号登记时，一定时间后轿内照明与风扇将自动停止。

OPTIONAL Functions 有偿附加功能

Operating Systems **操作系统**	**Duplex collective control** 并联控制运行 [DCTL]	This is a fully automatic operation used for a two-elevator system. Hall calls are responded to by whichiever elevator that can serve the hall call faster. When there are no more calls, one of the elevators will stand-by at the start floor while the other elevator will stay at the last floor served. 2台电梯进行高效率运行的并联集选自动运行方式。当有召唤时、能够最快提供应召服务的电梯将应答该召唤。无召唤时、1台电梯停在基站、另1台将停在中间层待机。
	Group control (FI-600) (For 3～8 Cars) 群管理运行 (FI-600) (3~8台)	A new algorithm “Future Reference-Trajectory Control” is used for the FI-600. The probability of a long wait is minimized by operating elevators cars at equal time intervals while forecasting future trajectory. 一针对FI-600所使用之“预期参考轨道控制”新式算法。 藉由预测轿厢未来轨道，等时间距操作多部电梯以降低乘客长时间等梯机率。
	Group control (FI-100) (For 3～6 Cars) 群管理运行 (FI-100) (3~6台)	Elevator cars are allocated at equal time intervals according to “Reference-Trajectory Control”for shortening the average waiting times and reducing the probability of a long wait. 根据“操考轨道控制”等时间距分配轿厢以缩短乘客平均等梯时间及降低乘客长时间等梯机率。
	Group control (FI-10) (For 3～4 Cars) 群管理运行 (FI-10) (3~4台)	FI-10(simplified group control) is designed for use in buildings with a low traffic demand. This system provides a ring control to allocate the elevator car closest to the floor where a new hall call is registered. FI-10(简化群管理运行)被设计以使用于低交通需求之建筑物。 此系统提供环型控制以分配最靠近新呼梯登记楼层之轿厢来提供服务。
Emergency Operations **紧急操作**	**Earthquake emergency operation** 地震管制运行 [EEMO]	In the event that an earthquake is detected, the elevator will stop at the nearest floor. 当地震传感器动作时，运行中的电梯将自动地运行到最近层，同时在轿内显示“地震发生”。
	Fire emergency operation 火灾管制运行 [FEMO]	In the event of fire, the elevator is automatically brought to the designed floor where it remains inoperative for a passengers’ safety. 发生火灾时，接通消防开关或通过感应开关，电梯将自动运行至避难层待机。
	Power failure for emergency operation by emergency power source 自发电管制运行 [PFEO]	In the event of building power failure, the elevator can be operated by the building standby generator to move the elevator to the designated floor. 停电时，可通过大楼的发电系统提供的电源，分别将电梯运行至避难层，开门待机。
	Automatic rescue device for power failure 停电自动平层装置 [ARD]	In the event of power failure, this system automatically switches to battery power to bring the elevator to the nearest floor. 停电时，由该装置取代电源，自动的将电梯运行到最近层，开门待机。
	Fireman operation 消防员运行 [FMNO]	In the event that the fireman switch is turned on, the elevator returns to the designated floor and will be ready for fireman's use. 发生火灾时，电梯将迅速返回避难层，到达避难层后，只有消防人员通过轿内的开关操作，才可以使电梯运行。

Safety Functions **安全功能**	**Multi-beam door sensor** 多光束检测装置 [MBDS]	In the event that the beam paths are obstructed, this sensor, installed at the edge of the doors, will keep the doors open. 在出入口设有多光束，当有人或物遮挡该光束时，电梯将立即停止关门，并把门打开。
	3D door safety device 3D光幕检测 [3DDS]	This device detects passengers getting on or off the elevator, keeping the doors open as long as passengers are within the area of detection. 通过3D光幕装置来检出出入口的乘客，检测区域里有乘客出入时将保持开门。
Service Functions **服务功能**	**Door open prolong button** 开门时间延长开关 [DOPB]	In the event that this button on the car operation board is pressed, the elevator doors remain open for a pre-set period of time. 下该开关，可延长电梯开门保持时间。
	Automatic bypass operation 满载直驶功能 [ABPO]	In the event that the elevator is fully loaded, this operation will not respond to any hall calls and will only respond to the car calls. 当电梯处于满载的状态下时，电梯自动转为直驶运行，此时只执行轿内指令，不应答厅外召唤信号。
	Sub-operating panel 副操纵箱 [SOPB]	Additional floor selection and door open/close buttons are located on the opposite side of the main operating panel in the elevator. This will be extremely convenient during rush hours. 装有层楼及开／关门按钮的副操纵箱，可与主操纵箱配对使用。在轿内拥挤的时候，实现了左右都能操纵电梯。
	Voice synthesizer IC自动播放装置 （报站等） [VSYS]	Preset standard messages are announced to the passengers by a voice synthesizer. 通过声音合成器LSI，用女性亲切的声音，进行报站等播放。

Quick Reference for Elevator Planning 电梯规划快速参考

■Number of elevators 电梯台数

Type of building 建筑物类型		Suitable number of Elevators 适合电梯台数	No. of passengers 乘客数
Office 办公室	Rental office 租赁办公室	Population:250 ～ 300 persons/elevator 人口数: 250~300人数/电梯 Floor area:2,000 ～ 2,400m² /elevator 楼层面积: 每单位 2,000~2,400 m²	17，20，24
	Single tenant 单一住户	Population:150 ～ 200 persons/elevator 职员人数: 150~200人数/电梯 Floor area:1,200 ～ 1,600m² /elevator 楼层面积: 每单位 1,200~1,600 m²	
Hotel 旅馆	Large 大型	100 rooms/elevator 100房数/电梯	
	Medium 中型	150 ～ 200 rooms/elevator 150~200房数/电梯	

■Elevator speed 轿厢速度

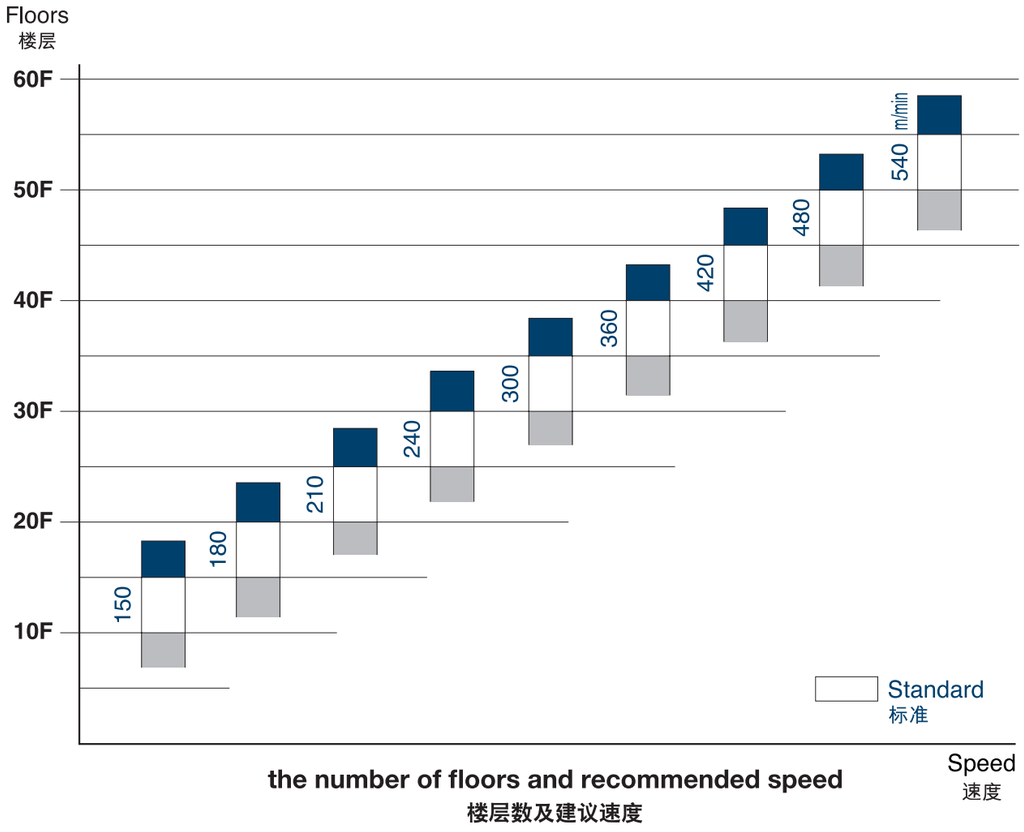

the number of floors and recommended speed
楼层数及建议速度

Arrangement 电梯的平面设置

In a line arrangement, Hitachi recommends 4 elevators maximum.

在多台电梯设置成一列的场合，最多为4台。

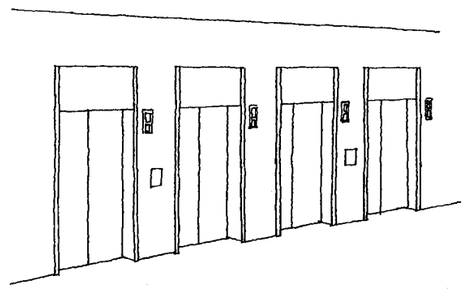

In a case of setting up 5 or more elevators, Hitachi recommends a face arrangement, and distance of opposite faces is 3.5～4.5m.

电梯群在5台以上时，应采用对面设置，且对隔距离在3.5 - 4.5m之间。

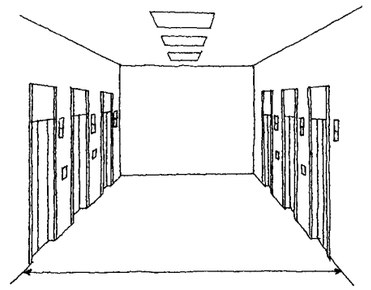

For single tenant building, please make sure to study whether VIP elevator is needed or not.

对于单一房客建筑，请确认VIP电梯是否需要。



■It is not recommended to have multiple access floors in one group.
(ex. Basement floor & Ground floor)

■It is not recommended for elevators in one group to have different service floors.
(ex. some of elevators serve for Basement floor)

■不建议同一组群控电梯设置多个进出口楼层(如一楼和地下层)

■不建议同一组群电梯设置不同服务楼层
(如仅部分电梯设置服务层于地下层)



Noise inside the Car 轿内噪音

■Wind Roar 摩擦风音

As elevators travel inside narrow hoistways, noise inside the car becomes greater at higher speed due to swirling current around the car. This phenomenon is especially notable for elevators in single shafts. For elevators to be set in single shafts, please assure dimensions specified in figure and table.

由于电梯运行在狭窄的井道内,如果高速运行,因轿厢周围所产生的涡流而导致轿内噪音变大.
此现象为速度越快越明显.特别是设置在单井道的电梯,更加明显.因此,对于单井道,请确保下记尺寸.

Mechanism of Wind Roar
摩擦风音的产生原因

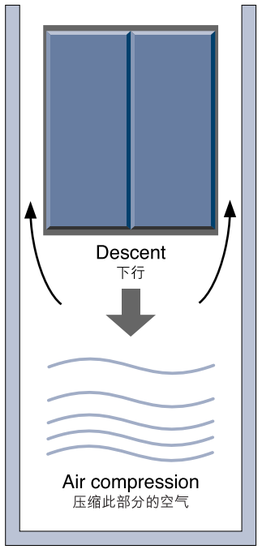

Hoistway Dimensions for Single Shaft Elevators
单井道电梯的井道尺寸

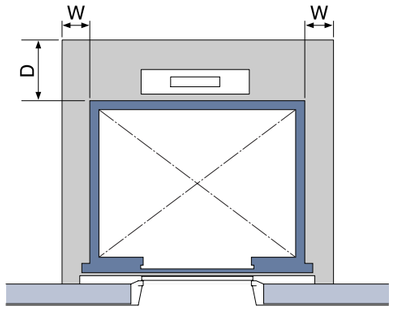

Speed [m/min] 速度	180	210	240～
D	450～	450～	500～
W	350～	400～	400～

＊Please consult Hitachi when speed is 300m/min or greater.
如速度300m/min以上时,请向日立公司资询。

■Intermittent Noise 狭窄部产生的噪音

Intermittent noise is caused by wind pressure on bumpy parts inside the histway, such as beams or separating beams.
This can be prevented by designing smooth hoistway surface. It is also effective to set closing plates on beams and separating beams.

所谓狭窄部产生的噪音是指,在井道内突出的梁和中间梁的凹凸部分因为风压的变化而产生的断续音.作为防止此断续音的方法,尽量设计为凹凸都少的井道.另外，在梁,中间梁上设置盖板也有效果.

Mechanism of and Countermeasure for Intermittent Noise
狭窄部产生噪音的原因和对策

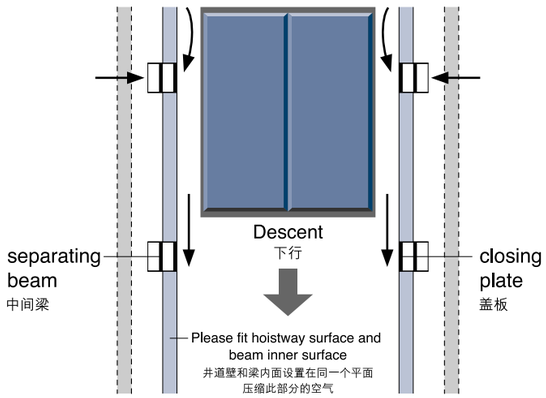

Hoistway & Machine Room Plan 井道&机房的规划

■Dimensions for overhead clearance 顶层高的尺寸

Speed 速度 [m/min]	Minimum overhead (OH) 最小顶层高 [mm]	
	JIS / COP/ CP2 / KFB	EN/ GB
180	5950 (6300)	5850 (6150)
210	6350 (6700)	6200 (6450)
240	6950 (7300)	6600 (6850)
300	8200 (8350)	8200 (8350)
360	8200 (8350)	8200 (8350)
420	8950 (9300)	8950 (9300)
480	8950 (9300)	8950 (9300)
540	10150 (10500)	10150 (10500)

※ Bare ceiling height ≦ 2550mm, figures in parentheses apply when 2550mm < bare ceiling height ≦ 3000mm
基本天花板高度≦2550mm,括号内数值适用于2550mm<基本天花板高度≦3000mm

※ Max. number of stops : 64stops
最大停站数目: 64站

※ Please contact Hitachi if the planned number of stops exceeds our standard.
(In case floor height exceeds 8m : Maximum number of stops = 64stops - number of floors whose height exceeds 8m)
超过规定的最大层数时,请向日立公司咨询.
(层高超过8m时：最大层数＝64层－层高超8m的层数)

■Dimensions for pit depth 底坑深尺寸

Speed 速度 [m/min]	Load 载重量 [kg]	Minimum pit depth (P) 最小底坑深 [mm]	
		JIS/COP/ CP2 / KFB	EN / GB
180	900 ≦ Load ≦ 1600	2950	3200
	1600 < Load ≦ 2000	3100	3350
210	900 ≦ Load ≦ 1600	3150	3400
	1600 < Load ≦ 2000	3350	3600
240	900 ≦ Load ≦ 1600	3850	4100
	1600 < Load ≦ 2000	4000	4250
300	1150 ≦ Load ≦ 1350	4050	4050
	1350 < Load ≦ 1800	4250	4250
360	1150 ≦ Load ≦ 1350	4250	4250
	1350 < Load ≦ 1800	4500	4500
420	1150 ≦ Load ≦ 1800	6000	6000
480	1150 ≦ Load ≦ 1800	6000	6000
540	1150 ≦ Load ≦ 1800	8000	8000

※ Depend on requirements, we could shorten the size of PIT, please contact HITACHI.
底坑尺寸可根据使用需求缩短，请接洽日立公司。

■Dimensions for machine room clear height 机房净高尺寸

Speed 速度 [m/min]	Machine room clear height 机房净高 (MH) [mm]	
	EN/JIS/GB/COP/KFB	CP2
180	2350 (2450)	2550 (2600)
210		
240		
300	3400	3400
360		
420	3550	3550
480		
540		

The dimensions in parentheses apply to the load of 1,800/2,000kg.
括号内尺寸适用于1,800至2,000kg负载容量。

(unit 单位 : mm)

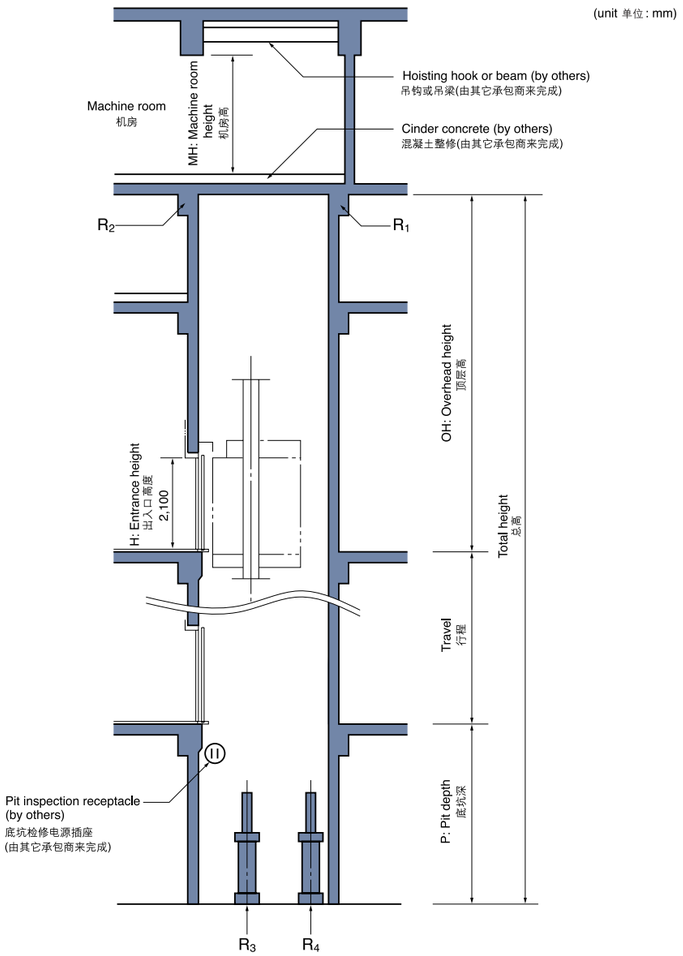

■Reaction loads in machine room and pit 机房和底坑的支承力

Speed 速度 [m/min]	Load 载重量 [kg]	Machine room 机房		Pit 底坑	
		R1 [kN]	R2 [kN]	R3 [kN]	R4 [kN]
180	900	150	85	217	199
210		150	85	217	199
240		150	85	217	199
180	1000	152	86	221	201
210		152	86	221	201
240		152	86	221	201
180	1150	153	87	223	200
210		153	87	223	200
240		153	87	223	200
300		247	155	334	311
360		247	155	334	311
420		279	172	372	350
480		279	172	372	350
540		259	159	333	310
180	1350	182	100	263	237
210		182	100	263	237
240		182	100	263	237
300		253	155	342	316
360		253	155	342	316
420		285	171	380	353
480		285	171	380	353
540		265	159	341	314
180	1600	184	102	269	238
210		184	102	269	238
240		184	102	269	238
300		258	158	352	320
360		258	158	352	320
420		281	170	378	347
480		281	170	378	347
540		269	163	351	319
180	1800	211	115	306	270
210		211	115	306	270
240		211	115	306	270
300		263	158	360	324
360		263	158	360	324
420		272	162	358	323
480		272	162	358	323
540		274	162	358	323
180	2000	225	120	325	286
210		225	120	325	286
240		225	120	325	286

• Speed 240m/min and less
速度等于或小于

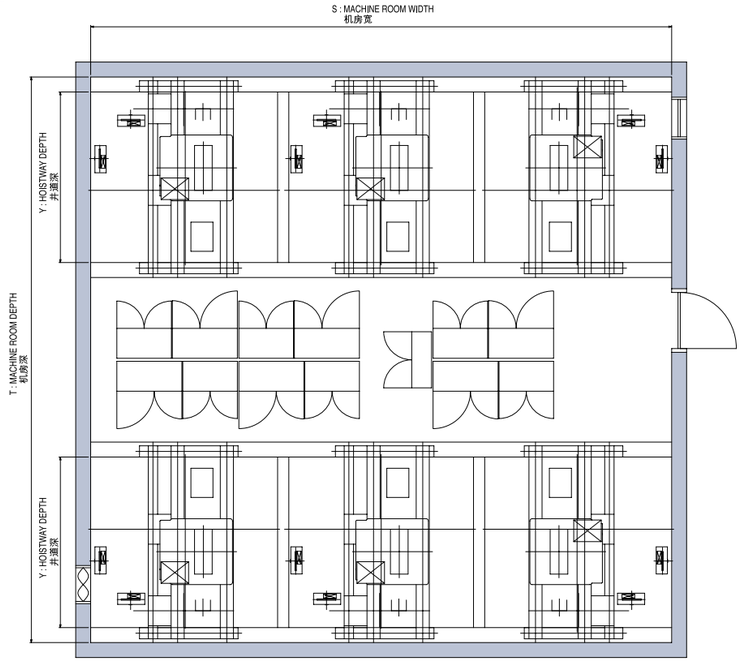

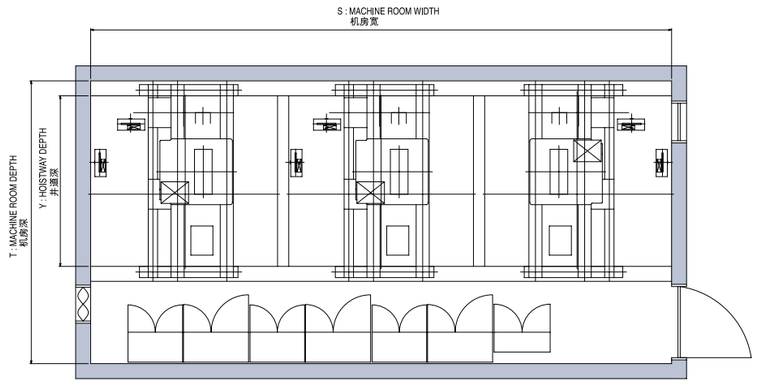

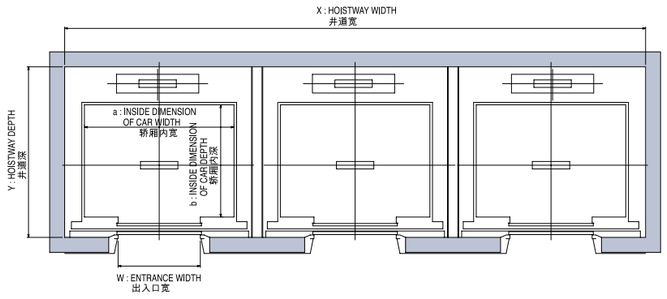

• Speed over 240m/min
速度大于

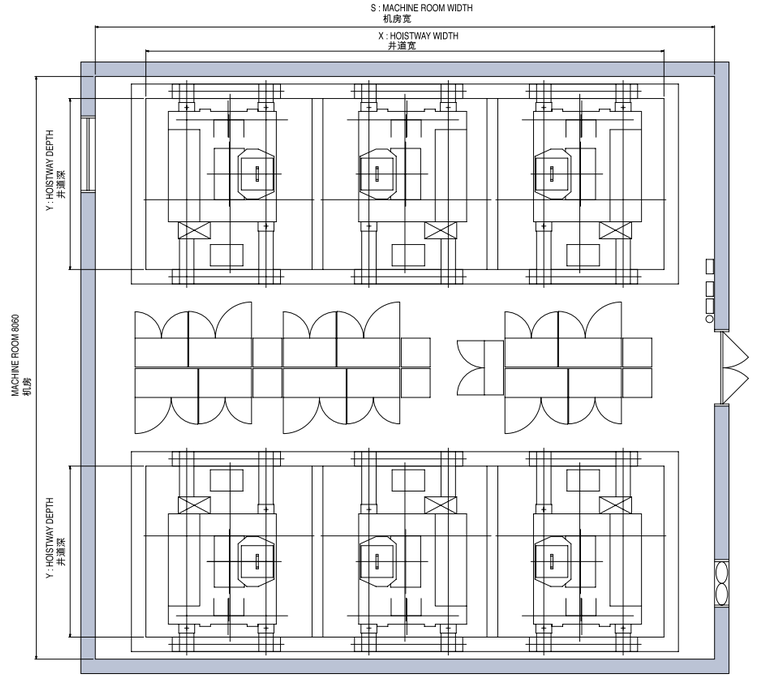

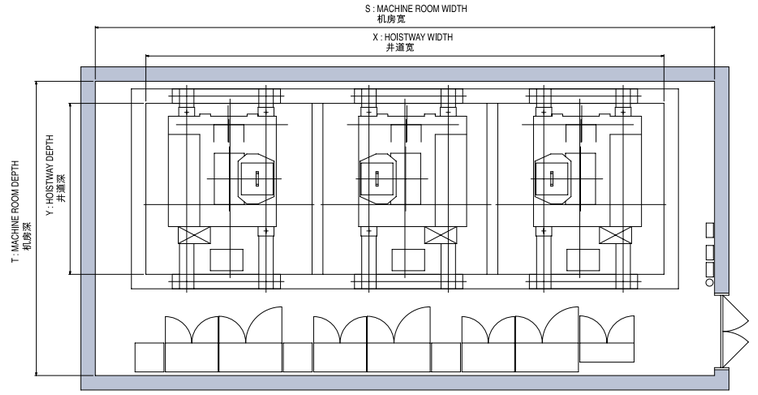

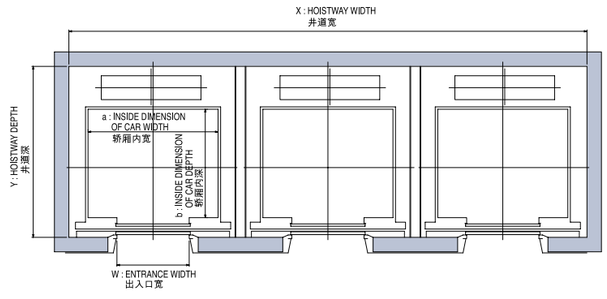

■Dimensions of hoistway [Based on JIS/GB/COP/KFB regulations]
井道尺寸 [根据JIS/GB/COP/KFB标准]

Speed 速度 [m/min]	Load 载重量 [kg]	Car Internal Size 轿厢内尺寸 a×b [mm]	Door Opening Width 开门宽度 W [mm]	Hoistway 井道 X×Y [mm]		
				In-line arrangement 列平面规画		
				2 Cars台	3 Cars台	4 Cars台
180	900	1600×1350	900	4410×2100	6650×2100	8890×2100
210						
240						
180	1000	1600×1500	900	4410×2250	6650×2250	8890×2250
210						
240						
180	1150	1800×1500	1000	4810×2250	7250×2250	9690×2250
210						
240						
300				4950×2365	7470×2365	9990×2365
360						
420				5050×2475	7600×2475	10150×2475
480						
540				5050×2475	7600×2475	10150×2475
180	1350	1800×1700	1000	4810×2450	7250×2450	9690×2450
210						
240						
300				4950×2565	7470×2565	9990×2565
360						
420				5050×2675	7600×2675	10150×2675
480						
540				5050×2675	7600×2675	10150×2675
180	1350	2000×1500	1100	5210×2250	7850×2250	10490×2250
210						
240						
300				5350×2365	8070×2365	10790×2365
360						
420				5450×2475	8200×2475	10950×2475
480						
540				5450×2475	8200×2475	10950×2475
180	1600	2000×1750	1100	5210×2500	7850×2500	10490×2500
210						
240						
300				5350×2615	8070×2615	10790×2615
360						
420				5450×2725	8200×2725	10950×2725
480						
540				5450×2725	8200×2725	10950×2725
180	1600	2100×1650	1100	5410×2400	8150×2400	10890×2400
210						
240						
300				5550×2515	8370×2515	11190×2515
360						
420				5650×2625	8500×2625	11350×2625
480						
540				5650×2625	8500×2625	11350×2625
180	1800	2000×1900	1100	5210×2650	7850×2650	10490×2650
210						
240						
300				5350×2765	8070×2765	10790×2765
360						
420				5450×2875	8200×2875	10950×2875
480						
540				5450×2875	8200×2875	10950×2875
180	1800	2200×1700	1200	5610×2450	8450×2450	11290×2450
210						
240						
300				5750×2565	8670×2565	11590×2565
360						
420				5850×2675	8800×2675	11750×2675
480						
540				5850×2675	8800×2675	11750×2675
180	2000	2000×2050	1100	5210×2800	7850×2800	10490×2800
210						
240						
180	2000	2200×1850	1200	5610×2600	8450×2600	11290×2600
210						
240						

In case counter weight safety device is required, 20 ㎜ shall be added to the hoistway depth. (for only 180 to 240 m/min)
当采用对重块安全钳时，井道深的尺寸需根据上表外加20mm(仅适用于180至240m/min)

Speed 速度 [m/min]	Load 载重量 [kg]	Car Internal Size 轿厢内尺寸 a×b [mm]	Door Opening Width 开门宽度 W [mm]	Machine Room 机房 S×T [mm]					
				In-line arrangement 列平面规画			Facing arrangement 对面规画		
				2 Cars 台	3 Cars 台	4 Cars 台	4 Cars台	6 Cars台	8 Cars台
180	900	1600×1350	900	4600×3750	7000×3750	8890×3750	4410×7500	7450×7500	9080×7500
210									
240									
180	1000	1600×1500	900	4600×3900	7000×3900	8890×3900	5810×7800	7450×7800	9080×7800
210									
240									
180	1150	1800×1500	1000	4810×3900	7250×3900	9690×3900	5810×7800	7450×7800	9690×7800
210									
240									
300				6250×4270	8770×4270	11290×4270	6650×8540	8770×8540	11290×8540
360									
420				6350×5550	8900×5550	11450×5550	6620×10150	8900×10150	11450×10150
480									
540				6350×5595	8900×5595	11450×5595	6350×10240	8900×10240	11450×10240
180	1350	1800×1700	1000	4810×4100	7250×4100	9690×4100	5810×8200	7450×8200	9690×8200
210									
240									
300				6250×4370	8770×4370	11290×4370	6650×8740	8770×8740	11290×8740
360									
420				6350×5675	8900×5675	11450×5675	6620×10400	8900×10400	11450×10400
480									
540				6350×5695	8900×5695	11450×5695	6620×10440	8900×10440	11450×10440
180	1350	2000×1500	1100	5210×3900	7850×3900	10490×3900	5810×7800	7850×7800	10490×7800
210									
240									
300				6650×4270	9370×4270	12090×4270	6650×8540	9370×8540	12090×8540
360									
420				6750×5550	9500×5550	12250×5550	6750×10150	9500×10150	12250×10150
480									
540				6750×5595	9500×5595	12250×5595	6750×10240	9500×10240	12250×10240
180	1600	2000×1750	1100	5210×4150	7850×4150	10490×4150	5810×8300	7850×8300	10490×8300
210									
240									
300				6650×4415	9370×4415	12090×4415	6650×8830	9370×8830	12090×8830
360									
420				6750×5725	9500×5725	12250×5725	6750×10500	9500×10500	12250×10500
480									
540				6750×5725	9500×5725	12250×5725	6750×10500	9500×10500	12250×10500
180	1600	2100×1650	1100	5410×4050	8150×4050	10890×4050	5810×8100	8150×8100	10890×8100
210									
240									
300				6850×4320	9670×4320	12490×4320	6850×8640	9670×8640	12490×8640
360									
420				6950×5625	9800×5625	12650×5625	6950×10300	9800×10300	12650×10300
480									
540				6950×5645	9800×5645	12650×5645	6950×10340	9800×10340	12650×10340
180	1800	2000×1900	1100	5210×4300	7850×4300	10490×4300	5810×8600	7850×8600	10490×8600
210									
240									
300				6650×4565	9370×4565	12090×4565	6650×9130	9370×9130	12090×9130
360									
420				6750×5875	9500×5875	12250×5875	6750×10800	9500×10800	12250×10800
480									
540				6750×5875	9500×5875	12250×5875	6750×10800	9500×10800	12250×10800
180	1800	2200×1700	1200	5610×4100	8450×4100	11290×4100	5810×8200	8450×8200	11290×8200
210									
240									
300				7050×4370	9970×4370	12890×4370	7050×8740	9970×8740	12890×8740
360									
420				7150×5695	10100×5695	13050×5695	7150×10440	10100×10440	13050×10440
480									
540				7150×5695	10100×5695	13050×5695	7150×10440	10100×10440	13050×10440
180	2000	2000×2050	1100	5440×4450	8260×4450	10490×4450	6650×8900	8700×8900	10760×8900
210									
240									
180	2000	2200×1850	1200	5610×4250	8450×4250	11290×4250	6650×8500	8700×8500	11290×8500
210									
240									

In case counter weight safety device is required, 20 ㎜ shall be added to the machineroom depth.(for only 180 to 240 m/min)
当采用对重块安全钳时，机房深的尺寸需根据上表外加20mm(仅适用于180至240m/min)

■Dimensions of hoistway [Based on EN regulations]
井道尺寸 [根据EN标准]

Speed 速度 [m/min]	Load 载重量 [kg]	Car Internal Size 轿厢内尺寸 a×b [mm]	Door Opening Width 开门宽度 W [mm]	Hoistway 井道 X×Y [mm]		
				In-line arrangement 列平面规画		
				2 Cars台	3 Cars台	4 Cars台
180	900	1600×1300	900	4410×2050	6650×2050	8890×2050
210						
240						
180	1000	1600×1450	900	4410×2200	6650×2200	8890×2200
210						
240						
180	1150	1800×1450	1000	4810×2200	7250×2200	9690×2200
210						
240						
300				4950×2315	7470×2315	9990×2315
360						
420				5050×2425	7600×2425	10150×2425
480						
540				5050×2425	7600×2425	10150×2425
180	1350	1800×1650	1000	4810×2400	7250×2400	9690×2400
210						
240						
300				4950×2515	7470×2515	9990×2515
360						
420				5050×2625	7600×2625	10150×2625
480						
540				5050×2625	7600×2625	10150×2625
180	1350	2000×1500	1100	5210×2250	7850×2250	10490×2250
210						
240						
300				5350×2365	8070×2365	10790×2365
360						
420				5450×2475	8200×2475	10950×2475
480						
540				5450×2475	8200×2475	10950×2475
180	1600	2000×1700	1100	5210×2450	7850×2450	10490×2450
210						
240						
300				5350×2565	8070×2565	10790×2565
360						
420				5450×2675	8200×2675	10950×2675
480						
540				5450×2675	8200×2675	10950×2675
180	1600	2100×1650	1100	5410×2400	8150×2400	10890×2400
210						
240						
300				5550×2515	8370×2515	11190×2515
360						
420				5650×2625	8500×2625	11350×2625
480						
540				5650×2625	8500×2625	11350×2625
180	1800	2000×1850	1100	5210×2600	7850×2600	10490×2600
210						
240						
300				5350×2715	8070×2715	10790×2715
360						
420				5450×2825	8200×2825	10950×2825
480						
540				5450×2825	8200×2825	10950×2825
180	1800	2200×1700	1200	5610×2450	8450×2450	11290×2450
210						
240						
300				5750×2565	8670×2565	11590×2565
360						
420				5850×2675	8800×2675	11750×2675
480						
540				5850×2675	8800×2675	11750×2675
180	2000	2000×2050	1100	5210×2800	7850×2800	10490×2800
210						
240						
180	2000	2200×1850	1200	5610×2600	8450×2600	11290×2600
210						
240						

In case counter weight safety device is required, 20 ㎜ shall be added to the hoistway depth. (for only 180 to 240 m/min)
当采用对重块安全钳时，井道深的尺寸需根据上表外加20mm(仅适用于180至240m/min)

Speed 速度 [m/min]	Load 载重量 [kg]	Car Internal Size 轿厢内尺寸 a×b [mm]	Door Opening Width 开门宽度 W [mm]	Machine Room 机房 S×T [mm]					
				In-line arrangement 列平面规画			Facing arrangement 对面规画		
				2 Cars 台	3 Cars 台	4 Cars 台	4 Cars 台	6 Cars 台	8 Cars 台
180	900	1600×1300	900	4600×3700	7000×3700	8890×3700	4410×7400	7450×7400	9080×7400
210									
240									
180	1000	1600×1450	900	4600×3850	7000×3850	8890×3850	5810×7700	7450×7700	9080×7700
210									
240									
180	1150	1800×1450	1000	4810×3850	7250×3850	9690×3850	5810×7700	7450×7700	9690×7700
210									
240									
300				6250×4220	8770×4220	11290×4220	6650×8440	8770×8440	11290×8440
360									
420				6350×5550	8900×5550	11450×5550	6620×10150	8900×10150	11450×10150
480									
540				6350×5545	8900×5545	11450×5545	6350×10140	8900×10140	11450×10140
180	1350	1800×1650	1000	4810×4050	7250×4050	9690×4050	5810×8100	7450×8100	9690×8100
210									
240									
300				6250×4320	8770×4320	11290×4320	6650×8640	8770×8640	11290×8640
360									
420				6350×5625	8900×5625	11450×5625	6620×10300	8900×10300	11450×10300
480									
540				6350×5645	8900×5645	11450×5645	6620×10340	8900×10340	11450×10340
180	1350	2000×1500	1100	5210×3900	7850×3900	10490×3900	5810×7800	7850×7800	10490×7800
210									
240									
300				6650×4270	9370×4270	12090×4270	6650×8540	9370×8540	12090×8540
360									
420				6750×5550	9500×5550	12250×5550	6750×10150	9500×10150	12250×10150
480									
540				6750×5595	9500×5595	12250×5595	6750×10240	9500×10240	12250×10240
180	1600	2000×1700	1100	5210×4100	7850×4100	10490×4100	5810×8200	7850×8200	10490×8200
210									
240									
300				6650×4370	9370×4370	12090×4370	6650×8740	9370×8740	12090×8740
360									
420				6750×5675	9500×5675	12250×5675	6750×10400	9500×10400	12250×10400
480									
540				6750×5695	9500×5695	12250×5695	6750×10440	9500×10440	12250×10440
180	1600	2100×1650	1100	5410×4050	8150×4050	10890×4050	5810×8100	8150×8100	10890×8100
210									
240									
300				6850×4320	9670×4320	12490×4320	6850×8640	9670×8640	12490×8640
360									
420				6950×5625	9800×5625	12650×5625	6950×10300	9800×10300	12650×10300
480									
540				6950×5645	9800×5645	12650×5645	6950×10340	9800×10340	12650×10340
180	1800	2000×1850	1100	5210×4250	7850×4250	10490×4250	5810×8500	7850×8500	10490×8500
210									
240									
300				6650×4515	9370×4515	12090×4515	6650×9030	9370×9030	12090×9030
360									
420				6750×5825	9500×5825	12250×5825	6750×10700	9500×10700	12250×10700
480									
540				6750×5825	9500×5825	12250×5825	6750×10700	9500×10700	12250×10700
180	1800	2200×1700	1200	5610×4100	8450×4100	11290×4100	5810×8200	8450×8200	11290×8200
210									
240									
300				7050×4370	9970×4370	12890×4370	7050×8740	9970×8740	12890×8740
360									
420				7150×5695	10100×5695	13050×5695	7150×10440	10100×10440	13050×10440
480									
540				7150×5695	10100×5695	13050×5695	7150×10440	10100×10440	13050×10440
180	2000	2000×2050	1100	5440×4450	8260×4450	10490×4450	6650×8900	8700×8900	10760×8900
210									
240									
180	2000	2200×1850	1200	5610×4250	8450×4250	11290×4250	6650×8500	8700×8500	11290×8500
210									
240									

In case counter weight safety device is required, 20 ㎜ shall be added to the machineroom depth.(for only 180 to 240 m/min)
当采用对重块安全钳时，机房深的尺寸需根据上表外加20mm(仅适用于180至240m/min)

■Dimensions of hoistway [Based on CP2 regulations]
井道尺寸 [根据CP2标准]

Speed 速度 [m/min]	Load 载重量 [kg]	Car Internal Size 轿厢内尺寸 a×b [mm]	Door Opening Width 开门宽度 W [mm]	Hoistway 井道 X×Y [mm]		
				In-line arrangement 列平面规画		
				2 Cars 台	3 Cars 台	4 Cars 台
180	900	1600×1400	900	4410×2150	6650×2150	8890×2150
210						
240						
180	1000	1600×1550	900	4410×2300	6650×2300	8890×2300
210						
240						
180	1150	1800×1500	1000	4810×2250	7250×2250	9690×2250
210						
240						
300				4950×2365	7470×2365	9990×2365
360						
420				5050×2475	7600×2475	10150×2475
480						
540				5050×2475	7600×2475	10150×2475
180	1350	1800×1750	1000	4810×2500	7250×2500	9690×2500
210						
240						
300				4950×2615	7470×2615	9990×2615
360						
420				5050×2725	7600×2725	10150×2725
480						
540				5050×2725	7600×2725	10150×2725
180	1350	2000×1550	1100	5210×2300	7850×2300	10490×2300
210						
240						
300				5350×2415	8070×2415	10790×2415
360						
420				5450×2525	8200×2525	10950×2525
480						
540				5450×2525	8200×2525	10950×2525
180	1600	2000×1750	1100	5210×2500	7850×2500	10490×2500
210						
240						
300				5350×2615	8070×2615	10790×2615
360						
420				5450×2725	8200×2725	10950×2725
480						
540				5450×2725	8200×2725	10950×2725
180	1800	2000×1950	1100	5210×2700	7850×2700	10490×2700
210						
240						
300				5350×2815	8070×2815	10790×2815
360						
420				5450×2925	8200×2925	10950×2925
480						
540				5450×2925	8200×2925	10950×2925
180	2000	2000×2100	1100	5210×2850	7850×2850	10490×2850
210						
240						

In case counter weight safety device is required, 20 ㎜ shall be added to the hoistway depth, (for only 180 to 240 m/min)
当采用对重块安全钳时，井道深的尺寸需根据上表外加20mm(仅适用于180至240m/min)

Speed 速度 [m/min]	Load 载重量 [kg]	Car Internal Size 轿厢内尺寸 a×b [mm]	Door Opening Width 开门宽度 W [mm]	Machine Room 机房 S×T [mm]					
				In-line arrangement 列平面规画			Facing arrangement 对面规画		
				2 Cars 台	3 Cars 台	4 Cars 台	4 Cars 台	6 Cars 台	8 Cars 台
180	900	1600×1400	900	4600×3800	7000×3800	8890×3800	4410×7600	7450×7600	9080×7600
210									
240									
180	1000	1600×1550	900	4600×3950	7000×3950	8890×3950	5810×7900	7450×7900	9080×7900
210									
240									
180	1150	1800×1500	1000	4810×3900	7250×3900	9690×3900	5810×7800	7450×7800	9690×7800
210									
240									
300				6250×4270	8770×4270	11290×4270	6650×8540	8770×8540	11290×8540
360									
420				6350×5550	8900×5550	11450×5550	6620×10150	8900×10150	11450×10150
480									
540				6350×5595	8900×5595	11450×5595	6350×10240	8900×10240	11450×10240
180	1350	1800×1750	1000	4810×4150	7250×4150	9690×4150	5810×8830	7450×8830	9690× 8830
210									
240									
300				6250×4415	8770×4415	11290×4415	6650×8830	8770×8830	11290×8830
360									
420				6350×5725	8900×5725	11450×5725	6620×10500	8900×10500	11450×10500
480									
540				6350×5725	8900×5725	11450×5725	6620×10500	8900×10500	11450×10500
180	1350	2000×1550	1100	5210×3950	7850×3950	10490×3950	5810×7900	7850×7900	10490×7900
210									
240									
300				6650×4270	9370×4270	12090×4270	6650×8540	9370×8540	12090×8540
360									
420				6750×5550	9500×5550	12250×5550	6750×10150	9500×10150	12250×10150
480									
540				6750×5595	9500×5595	12250×5595	6750×10240	9500×10240	12250×10240
180	1600	2000×1750	1100	5210×4150	7850×4150	10490×4150	5810×8300	7850×8300	10490×8300
210									
240									
300				6650×4415	9370×4415	12090×4415	6650×8830	9370×8830	12090×8830
360									
420				6750×5725	9500×5725	12250×5725	6750×10500	9500×10500	12250×10500
480									
540				6750×5725	9500×5725	12250×5725	6750×10500	9500×10500	12250×10500
180	1800	2000×1950	1100	5210×4350	7850×4350	10490×4350	5810×8700	7850×8700	10490×8700
210									
240									
300				6650×4615	9370×4615	12090×4615	6650×9230	9370×9230	12090×9230
360									
420				6750×5925	9500×5925	12250×5925	6750×10900	9500×10900	12250×10900
480									
540				6750×5925	9500×5925	12250×5925	6750×10900	9500×10900	12250×10900
180	2000	2000×2100	1100	5440×4500	8260×4500	10490×4500	6650×9000	8700×9000	10760×9000
210									
240									

In case counter weight safety device is required, 20 ㎜ shall be added to the machineroom depth,(for only 180 to 240 m/min)
当采用对重块安全钳时，机房深的尺寸需根据上表外加20mm(仅适用于180至240m/min)

Electrical Information 电气数据

Wiring diagram 接线图

(～～～) and (——) shows the works to be done by others.
下线部分(～～～)及粗线部分(——)表示电梯除外的工程。

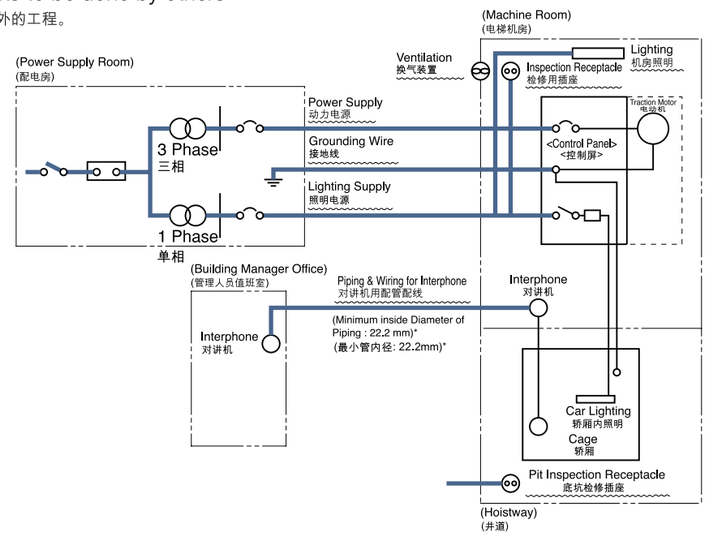

＊In case bulding manager office has only one interphone unit.
管理人员值班室的对讲机1台时

Main power supply 主电源	It should be noted that insufficient circuit breaker capacity and transformer capacity may adversely affect elevator control and/or cause trouble with electrical equipment installed in the building. The criterion for power plant selection is that the supply voltage of the elevator receiving panel is minimum 80% of the rated voltage even under the worst possible conditions assuming that the commercial supply voltage fluctuations of −10% to +5% (the maximum under voltage for the elevator is −10% of the rated voltage). 请注意，不足的断路器容量及变压器容量可能影响电梯控制及造成建筑物电力设备问题。发电机的选择标准为在假设可能最差供电压-10%至+5%变动情况下，电梯配电盘接受电压至少满足80%的额定电压。 (电梯的最大欠压为额定电压-10%).
Lighting power supply 照明电源	The lighting power supply for car lighting indicators and maintenance work shall be provided. 必须提供对轿内照明指示灯及维修工作所需的照明电源。
Interphone 对讲机	Pipes and wires located outside machine room and hoistway shall be provided by others. Number of wiring from machine room to building manager office shall be "7+ Number of Elevators". (for 1unit of master interphone) When the wire size is 0.9mm^2, the length shall be 200m or less. When the wiring distance exceeds 200m, please contact Hitachi. 作为轿内与外部紧急联络时必要的通话装置，务请进行从管理室到机房的配线工程。 从机房到管理人员值班室的接线根数为7根+电梯台数. (母机为1台时). 接线距离在200m以内时，线径为0.9mm^2。接线距离超过200m时，请向日立公司咨询。
Pit inspection receptacle 底坑检修插座	10A power outlet for maintenance shall be provided under the entrance floor level. 必须提供底坑维修所需的10A电源插座。
Machine room inspection receptacle 机房检修插座	10A power outlet for maintenance shall be provided near access door. 必须提供出入口楼层维修所需的10A电源插座。
Machine room lighting equipment 机房照明设备	The machine room lighting equipment shall be provided and the switch shall be near access door. 必须提供机房照明设备且开关必须靠近入口。

■Required capacity of circuit breaker, transformer & starting power at building side
建筑物端所需的电路断路器、变压器与起动功率容量

Elevator Specification 规格			Electrical Data 电气数据							
Speed 速度 [m/min]	Load 负载重 [kg]	Motor Capacity 马达容量 [kW]	Main supply Voltage 主电源电压 [V]	Circuit breaker capacity per unit 每单位电路断路器容量 [A]	Transformer Capacity 变压器容量 [kVA] 1unit 单位	Transformer Capacity 变压器容量 [kVA] 2units 单位	Transformer Capacity 变压器容量 [kVA] 3units 单位	Starting Power per unit 每单位起动功率 [kVA]	Heat dissipation for per unit 每单位散热量 [kcal/hr]
180	900	18	380	75	22	44	66	69	3600
			400 ～ 440	60					
210		22	380	75	26	52	78	84	4200
			400 ～ 440	75					
240		24	380	75	30	60	90	91	4800
			400 ～ 440	75					
180	1000	20	380	75	24	48	72	75	4000
			400 ～ 440	60					
210		24	380	75	28	56	84	89	4670
			400 ～ 440	75					
240		27	380	100	32	64	96	100	5340
			400 ～ 440	100					
180	1150	24	380	75	28	56	84	88	4600
			400 ～ 440	75					
210		27	380	100	31	62	93	98	5370
			400 ～ 440	100					
240		33	380	125	37	74	111	119	6140
			400 ～ 440	100					
300		39	380	125	46	92	138	171	7700
			400 ～ 440	125					
360		43	380	150	50	100	150	188	9200
			400 ～ 440	125					
420		56	380	175	67	134	201	252	10800
			400 ～ 440	175					
480		68	380	200	77	154	231	305	12300
			400 ～ 440	175					
540		75	380	225	88	176	264	336	13800
			400 ～ 440	200					
180	1350	27	380	100	31	62	93	96	5400
			400 ～ 440	100					
210		33	380	125	37	74	111	117	6300
			400 ～ 440	100					
240		39	380	125	43	86	129	138	7200
			400 ～ 440	125					
300		43	380	150	50	100	150	183	9000
			400 ～ 440	125					
360		51	380	175	61	122	183	216	10800
			400 ～ 440	150					
420		62	380	175	74	148	222	262	12600
			400 ～ 440	175					
480		75	380	225	88	176	264	316	14400
			400 ～ 440	200					
540		82	380	250	96	192	288	346	16200
			400 ～ 440	225					
180	1600	33	380	125	37	74	111	115	6400
			400 ～ 440	100					
210		39	380	125	43	86	129	135	7470
			400 ～ 440	125					
240		43	380	125	47	94	141	149	8540
			400 ～ 440	125					
300		47	380	150	56	112	168	187	10700
			400 ～ 440	150					
360		56	380	175	66	132	198	222	12800
			400 ～ 440	175					
420		75	380	225	88	176	264	297	15000
			400 ～ 440	200					
480		82	380	250	96	192	288	324	17100
			400 ～ 440	225					
540		91	380	300	106	212	318	359	19200
			400 ～ 440	250					
180	1800	39	380	125	43	86	129	138	7200
			400 ～ 440	125					
210		43	380	125	47	94	141	152	8400
			400 ～ 440	125					
240		47	380	150	51	102	153	165	9600
			400 ～ 440	125					
300		56	380	175	65	130	195	205	12000
			400 ～ 440	175					
360		68	380	200	77	154	231	248	14400
			400 ～ 440	175					
420		82	380	250	97	194	291	299	16800
			400 ～ 440	225					
480		91	380	300	107	214	321	331	19200
			400 ～ 440	250					
540		110	380	350	128	256	384	399	21600
			400 ～ 440	300					
180	2000	43	380	125	47	94	141	149	8000
			400 ～ 440	125					
210		47	380	150	51	102	153	162	9400
			400 ～ 440	125					
240		56	380	150	58	116	174	193	10700
			400 ～ 440	150					

Entrance Details for two panel center opening door 两门中央开门 出入口详细图

Type AS-1X Jamb (basic) AS-1X型门套(标准规格)

Building structure (by other contractors)
建筑物结构(由其它承包商负责)

Wall and floor finishing (by other contractors)
墙壁和地板的装饰(由其它承包商负责)

Grouting (by other contractors)
灌浆工程(由其它承包商负责)

Speed 速度 (m/min)	C	D
～360	53	85
420～540	92	140

(unit 单位: mm)

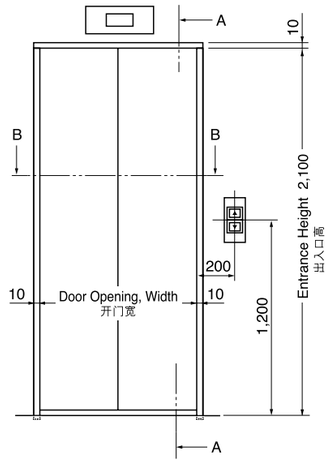

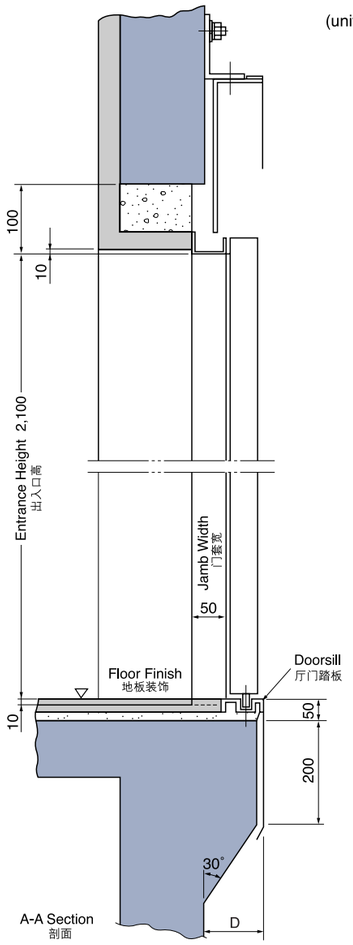

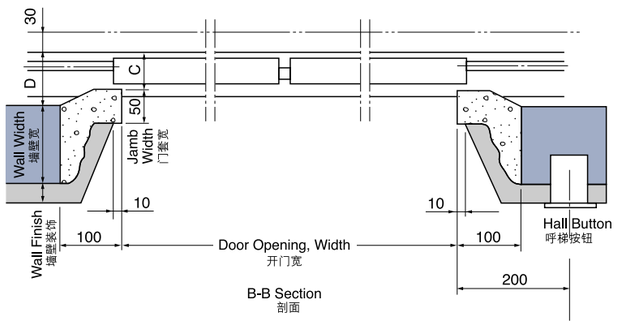

Type TS-1X Jamb (Option) TS-1X型门套(有偿附加规格)

Building structure (by other contractors)
建筑物结构(由其它承包商负责)

Wall and floor finishing (by other contractors)
墙壁和地板的装饰(由其它承包商负责)

Grouting (by other contractors)
灌浆工程(由其它承包商负责)

Speed 速度 (m/min)	C	D
～360	53	85
420～540	92	140

(unit 单位: mm)

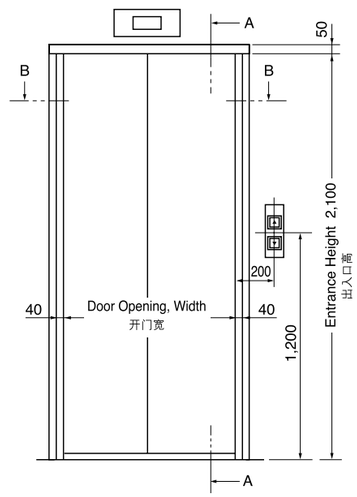

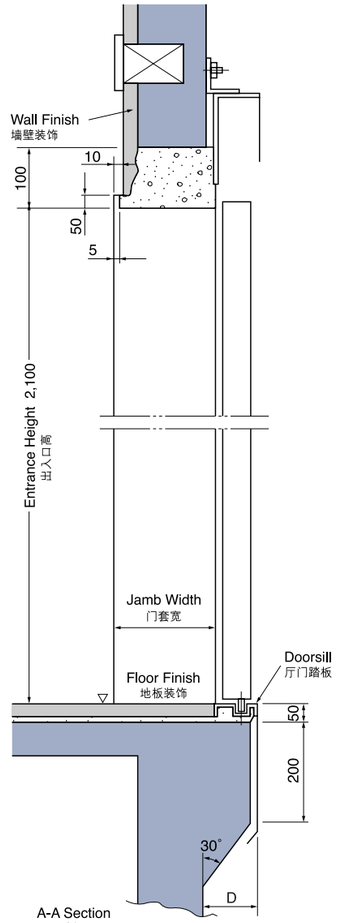

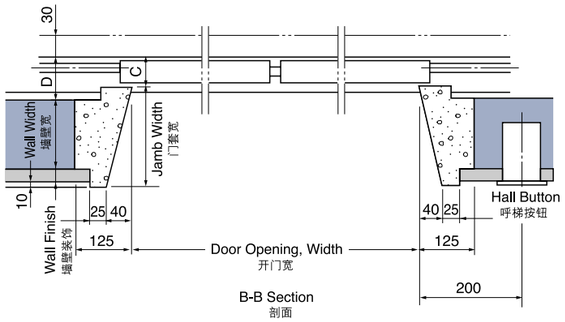

Entrance details for two panel center opening door 两门中央开门 出入口详细图

Type TL-2X Jamb (Option) TL-2X型门套(有偿附加规格)

Building structure (by other contractors)
建筑物结构(由其它承包商负责)

Wall and floor finishing (by other contractors)
墙壁和地板的装饰(由其它承包商负责)

Grouting (by other contractors)
灌浆工程(由其它承包商负责)

Speed 速度 (m/min)	C	D
～360	53	85
420～540	92	140

(unit 单位: mm)

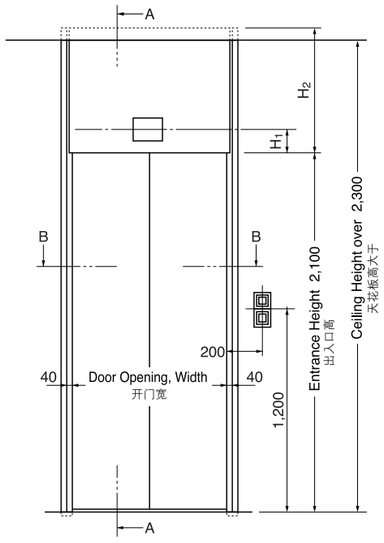

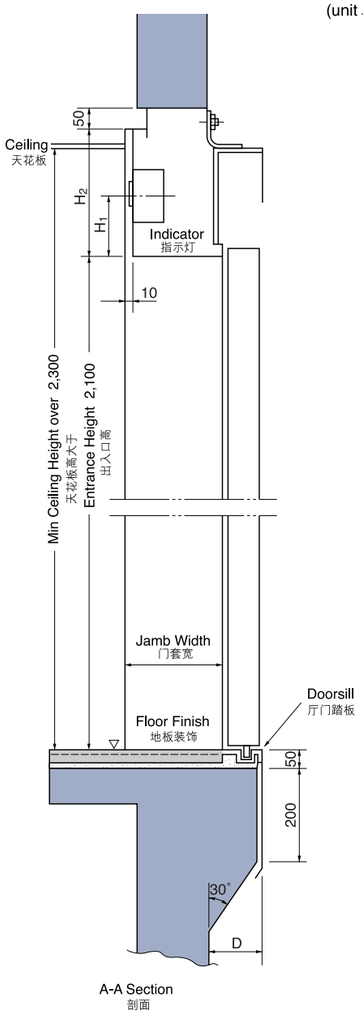

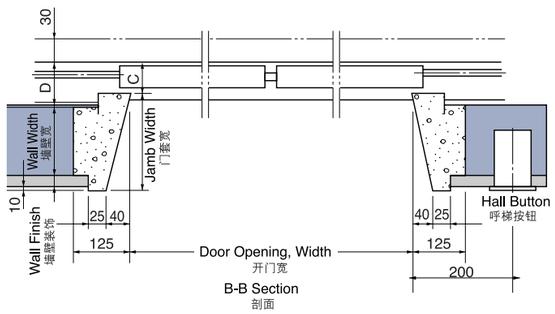

Transam Height,H_2 门楣板高度，H_2	H_1
$200 \leqq H_2 \leqq 320$	100
$320 < H_2 \leqq 900$	160

Work to be done by building contractors
应由大楼承包商负责的工作

The preparatory work for elevator installation outlined below should be undertaken by building contractors in accordance with Hitachi drawings and in compliance with local or relevant codes and regulations.

以下有关电梯安装的准备工作应由大楼承包商按日立的图纸及当地相关条例来完成。

1. Prepare hoistway with proper framing and enclosure, suitable pit of proper depth with drains and water-proofing if required.
井道需具有适合结构与围墙，底坑必须有适当深度、排水口及防水功能。
2. Provide and/or cut all necessary holes, chasing, and openings and making good after equipment installation.
提供或开所有需要的洞孔、沟槽与通道，且在电梯安装完毕后进行必要的装修工作。
3. Supply and secure all supports, reinforced concrete slabs, etc., necessary for installation of the machinery, doors, buffers, etc.
提供和保证所有支撑用的钢筋混凝土平板，以便支撑电梯设备、缓冲器及厅门的安装。
4. Provide all grouting works for entrance jamb frames, sills, hall buttons, indicator, brackets, bolt, machine beams, etc.
提供出入口门套构架、地坎、呼梯按钮、指示灯、托架、螺栓、机器横梁等的所有灌浆工程。
5. Prepare and erect suitable scaffolding and protective measures for the work in progress.
准备并搭好施工期间所需的脚手架和保护设施。
6. Furnish mains for three-phase electric power and single-phase for car lighting supply and lift pit lighting and power outlet to the hoistway, following the instructions of the elevator contractor on outlet position.
按照电梯承包商有关插座位置的指导，提供轿内照明、底坑照明与井道电力插座的三相动力电源。
7. Provide, free of charge, a suitable theft-proof storage area for materials and tools during installation work.
免费提供适当的防盗储藏室，以便在工程进行中存放材料和工具。
8. Supply electric power for lighting of work area, installation work, elevator testing and spray painting.
提供工地照明和电梯安装、调适、喷漆等所需的电源。
9. Hoistway ventilation to be provided to maintain the hoistway temperature at below 40C˚.
提供井道通风系统以维持井道温度在40度以下。