Schindler 80

Top Range Center



Schindler

Schindler 80™

The ideal Goods Elevator Program for efficient and economic vertical transport of all kinds of goods.

Schindler 80™ Goods Elevators are designed for loads of 1000 – 5000 kg and speeds of 0.25 m/s up to a maximum of 1.0 m/s. Elevators for loads of 1600, 3200 and 5000 kg are in accordance with the recommendations of the Swiss Association for Logistics.

Schindler 80™ Goods Elevators are available either with traction drive or with hydraulic drive.





For loads of 1000 – 5000 kg and speeds of 0,25 up to a maximum of 1,0 m/s.



Goods Elevator with center-opening 4-panel door.
Fully automatic doors provided with the light curtain type Progard L by Schindler ensure maximum protection for passengers and goods thus providing a professional flow of transport.

Schindler 80™
Planning Data

Hydraulic Drive
1000 – 5000 kg
Machine room: location to be chosen

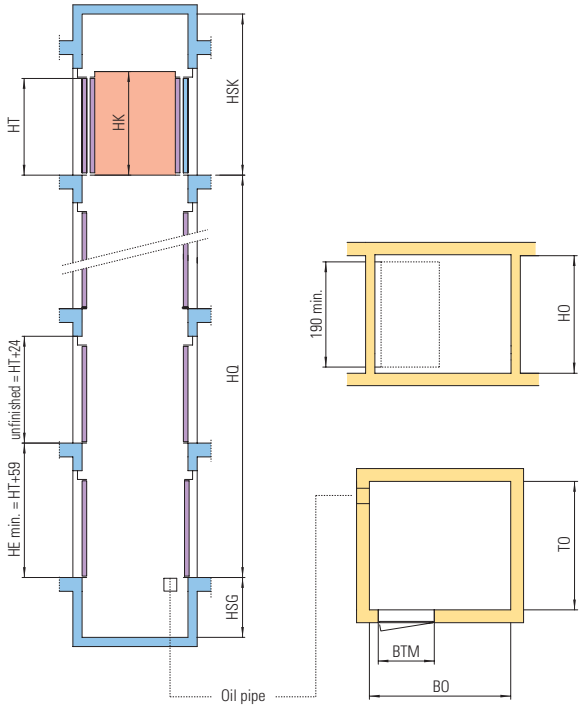

Floor Plan

Fig.1*

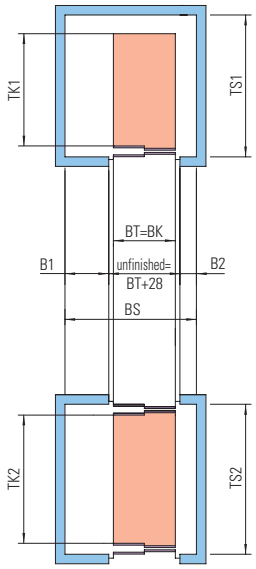

Fig.3

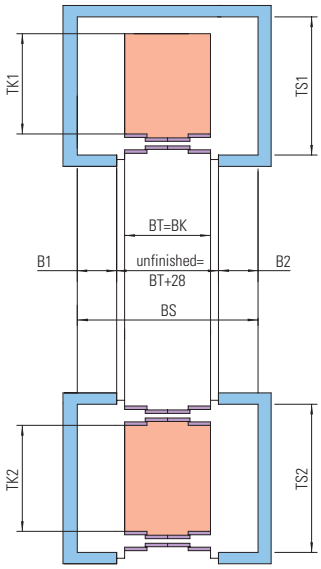

Fig.2*

Fig.4

*Possible door opening: To the left (as shown) or to the right (mirror image).
For machine room at the bottom of the hoistway, the door must open into the machine room.

Traction Drive
1000 – 5000 kg
Machine room on top

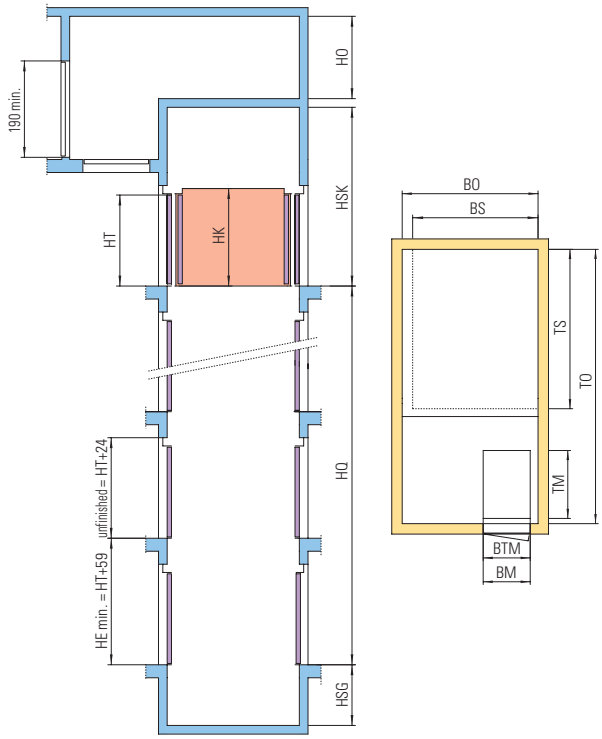

Traction Drive
1000 – 2500 kg
Machine room at the bottom

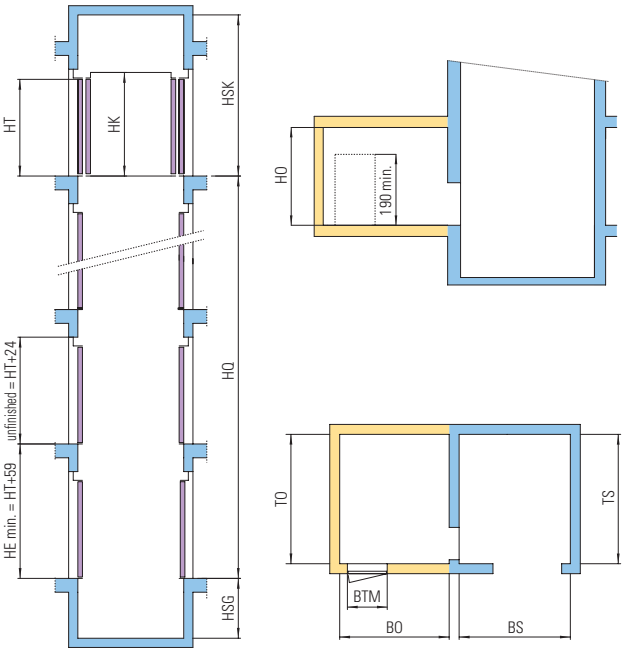

Hydraulic Drive

Location of machine room: to be chosen

Contract Load	Travel	Contract Speed	Car			Doors		Hoistway								Machine Room			
GQ kg	HQ m	VKN m/s	BK cm	TK1/2 cm	HK cm	BT cm	HT cm	Figur	BS cm	TS1 cm	TS2 cm	B1 cm	B2 cm	HSG cm	HSK cm	BO cm	TO cm	HO cm	BTM cm
1000	up to 12	0.4/0.63	130	175	210	130	210	1/2	235	210	221	66	11	120	340	210	190	200	90
1600	up to 12	0.4/0.63	150	225	210	150	210	3/4	255	260	271	38.5	38.5	120	340	210	190	200	90
2000	up to 12	0.25/0.4	150	270	210	150	210	3/4	255	305	316	38.5	38.5	120	340	210	190	200	90
2500	up to 12	0.25/0.4	220	220	250	220	250	3/4	360	255	266*	56	56	120	380	210	190	200	90
3200	up to 12	0.25/0.4	180	330	250	180	250	3/4	300	365	376*	46	46	120	380	210	190	200	90
			220	270		220			360	305	316*	56	56			210	190	200	90
4000	up to 12	0.25/0.4	220	320	250	220	250	3/4	360	350	348	56	56	130	380	210	190	200	90
5000	up to 12	0.25/0.4	240	360	250	240	250	3/4	390	390	388	61	61	140	380	210	190	200	90

Traction Drive

Location of machine room: on top of hoistway

Contract Load	Travel	Contract Speed	Car			Doors		Hoistway								Machine Room				
GQ kg	HQ m	VKN m/s	BK cm	TK1/2 cm	HK cm	BT cm	HT cm	Figur	BS cm	TS1 cm	TS2 cm	B1 cm	B2 cm	HSG cm	HSK cm	BO cm	TO cm	HO cm	BTM/BM cm	TM cm
1000	up to 30	0.63	130	175	210	130	210	1/2	240	210	221	66	16	115	345	240	430	200	90	130
		1.0												120	355					
1600	up to 30	0.63	150	225	210	150	210	3/4	275	260	271	58.5	38.5	125	345	275	480	200	90	130
		1.0												135	355					
2000	up to 30	0.63	150	270	210	150	210	3/4	275	305	316	58.5	38.5	135	360	275	525	200	110	150
		1.0												155	370					
2500	up to 30	0.63	220	220	250	220	250	3/4	365	255	266*	61	56	135	390	365	475	200	110	150
		1.0												155	395					
3200	up to 30	0.63	180	330	250	180	250	3/4	315	365	376*	61	46	155	400	315	585	200	110	160
		1.0												165	410					
		0.63	220	270		220			365	305	316*		56	155	400	365	525			
		1.0												165	410					
4000	up to 30	0.63	220	320	250	220	250	3/4	365	350	348	61	56	190	400	365	570	200	110	160
		1.0												200	410					
5000	up to 30	0.63	240	360	250	240	250	3/4	395	390	388	66	61	155	420	395	610	200	110	160
		1.0												185	430					

Traction Drive

Location of machine room: at the bottom of hoistway

Contract Load	Travel	Contract Speed	Car			Doors		Hoistway								Machine Room			
GQ kg	HQ m	VKN m/s	BK cm	TK1/2 cm	HK cm	BT cm	HT cm	Figur	BS cm	TS1 cm	TS2 cm	B1 cm	B2 cm	HSG cm	HSK cm	BO cm	TO cm	HO cm	BTM cm
1000	up to 30	0.63	130	175	210	130	210	1/2	240	210	221	66	16	140	410	220	210	200	130
		1.0												150	420				
1600	up to 30	0.63	150	225	210	150	210	3/4	275	260	271	58.5	38.5	165	420	220	260	200	140
		1.0												170	430				
2000	up to 30	0.63	150	270	210	150	210	3/4	275	305	316	58.5	38.5	175	420	240	305	200	140
		1.0												185	430				
2500	up to 30	0.63	220	220	250	220	250	3/4	365	255	266*	61	56	180	465	240	255	200	140
		1.0												185	475				

* If the elevator is loaded by forklift trucks, the hoistway depth TS2 may be reduced by 18 cm.

Subject to technical modifications

Schindler 80™
Design Options

Car walls
(with wooden bumper rails)
- Powder-coated, pebble grey RAL 7032
  Alternatives:
  – Colour-varnished
  – Stainless steel polished, grain 180 or hairline finish

Car Floor
- Steel checker plate
  Alternatives:
  – Bonded multi-layered wood
  – Warted plate, chromium steel
  – Warted plate, aluminum

Car Operating Panel
- Stainless steel, hairline finish

Landing Control Stations
- Covered with synthetic material
  Alternative:
  – Stainless steel, hairline finish

Doors
- Automatic center-opening 4-panel doors
- Landing doors, powder-coated, pebble grey RAL 7032
  Alternative:
  – Stainless steel polished, grain 180 or hairline finish
- Car door, powder-coated, pebble grey RAL 7032
  Alternative:
  – Stainless steel polished, grain 180 or hairline finish

Control
- Push button control with call memory
  Alternatives:
  – Collective control
  – Various control functions

Drives/Machine Room Layout
- Traction drive with frequency converter, including automatic re-leveling. Machine room on top, at the bottom or adjacent to the hoistway.
- Hydraulic drive including automatic re-leveling. Machine room at the bottom apart from the hoistway up to a maximum of 10 m.



Schindler

A partnership
which takes you
to the
top

Top Range Center

Schindler Elevator Ltd.
Top Range Center

Zugerstrasse 13
CH-6030 Ebikon-Lucerne
Phone +41 41 445 31 31
Fax +41 41 445 36 69

E-mail trc@ch.schindler.com
Internet www.schindler.com

08.00.002.064.SCH.02