TRIMOTERM









New Trimoterm
POWERFUL PANELS
Power

TRIMOTERM FIREPROOF PANELS
PRODUCT RANGE

TRIMOTERM FIREPROOF FAÇADE PANELS

Trimoterm FTV

CE
EN 14509

LPCB
Cert. No. 650a to LPS 1208
Cert. No. 650b to LPS 1181
Cert. No. 650d to LPS 1181

Profile Type	A	B
S - profile (s)	•	•
V - profile (v, v2)	•	•
Smooth profile (G, g)	•	•
Micro-lined profile (m, m3)	•	
Micro-lined profile (m2)		•
Multi vario (X)	•	

Side A is usually the external side of a panel.
Thickness selection for the panels: 50, 60, 80, 100, 120, 133, 150, 172, 200, 240 mm.
Non-standard panel widths can be made by special request.
Panel lengths range up to 14 m.
Additional options and variations of "v" profiles are available upon request.
For all other nonstandard module width sizes and profile finish availabilities please contact Trimo.

Calculation of allowed spans is made by the **SandStat software.**

Trimoterm FTV fireproof panels are used for a wide range of external façade cladding, internal partition walls, fire walls and ceilings for either leisure, commercial, industrial, hygenic and other facilities. Panels can be installed in either vertical or horizontal orientation.

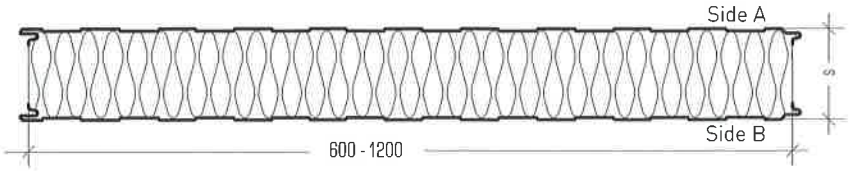

External Profile Types:

S - profile (standard profile)



V - profile (v)



V - profile (v2)



Smooth profile (G)



Smooth profile (g)



Micro-lined profile (m)

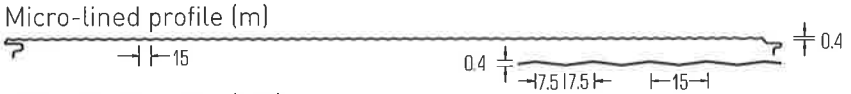

Micro-lined profile (m3)



Multi vario profile (X01)



Internal Profile Types:

S - profile (standard profile)

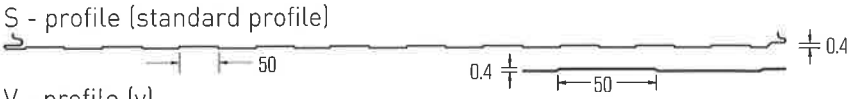

V - profile (v)



V - profile (v2)



Smooth profile (G)



Smooth profile (g)



Micro-lined profile (m2)



Trimoterm FTV

Panel thickness [mm]	50	60	80	100	120	133	150	172	200	240
EI Fire resistance class (EN 13501-2)	/	EI 30	EI 60	EI 120			EI 180		EI 240	
Combustibility of insulant core (EN 13501-1)	Non - combustible, class A1									
Rw Sound reduction [dB] (EN ISO 10140-3)		30 (-2, -3)	31 (-2, -3)	32 (-1, -3)			32 (-1, -2)			
Cover width [mm]	600 - 1200									
Panel length [m]	up to 14									

Weight FTV [kg/m²]	Fe 0.6/Fe 0.6	16.3	17.5	19.9	22.3	24.7	26.3	28.3	31.0	34.3	39.1
***U Thermal transmittance** [W/m²K] (EN 14509)		0.75	0.64	0.49	0.40	0.33	0.30	0.27	0.24	0.20	0.17
****Typical single spans** [m] △ L △		3.09	3.72	4.36	4.88	5.34	5.59	5.88	6.22	6.57	7.05

An example of panel marking:

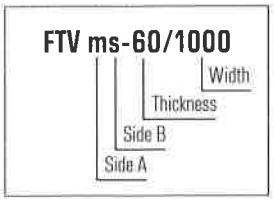

Trimoterm Power

Trimoterm Power is a new range of highly thermal and structural efficient roof and façade panels. Trimoterm Power brand includes two products:
Trimoterm Power T - panels with higher thermal insulation,
Trimoterm Power S - panels with higher structural spanning capabilities.



Trimoterm Power T - FTV

up to 10% higher thermal insulation

Trimoterm Power T are façade panels with higher thermal insulation. They can reach U value down to 0.16 W/m²K, and up to 10 % higher thermal insulation.

Panel thickness [mm]		50	60	80	100	120	133	150	172	200	240
Weight FTV [kg/m²]	Fe 0.6/Fe 0.6	n/a	15.8	17.6	19.4	21.2	22.3	23.9	25.9	28.4	32.0
***U Thermal transmittance** [W/m²K] (EN 14509)		n/a	0.58	0.45	0.36	0.30	0.28	0.25	0.21	0.19	0.16
****Typical single spans** [m] △ L △		n/a	3.58	4.58	5.29	5.98	6.27	6.60	7.01	7.46	8.03

Panel thickness 250 mm with U value 0.15 W/m²K is available upon special project request. Please contact Trimo representative or Trimo technical support.

An example of panel marking:

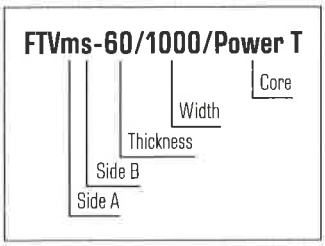

Trimoterm Power S - FTV

spanning up to 10 m

Trimoterm Power S are long spanning façade panels, which reduce the need for secondary steel construction. Frame to frame spanning capability is **up to 10 metres.**

Panel thickness [mm]		50	60	80	100	120	133	150	172	200	240
Weight FTV [kg/m²]	Fe 0.6/Fe 0.6	16.0	17.1	19.4	21.7	24.0	25.5	27.4	30.0	33.1	37.7
***U Thermal transmittance** [W/m²K] (EN 14509)		0.77	0.65	0.50	0.41	0.34	0.31	0.28	0.24	0.21	0.17
****Typical single spans** [m] △ L △		4.11	4.70	5.65	6.47	7.19	7.54	7.99	8.53	8.94	9.95

An example of panel marking:

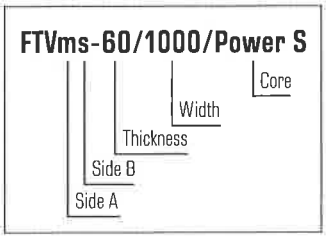

Measured on Trimoterm FTV panels modul 1000 mm.
* Data based on typical MW core. For specific project data refer to Technical CE specification data and contact Trimo technical support. Calculated according to EN 14509 standard without consideration of longitudinal joint losses.
** These typical spans are based on a wind pressure and suction of 0.9 kN/m², for guidance only. Project specific structural spans to be checked with Trimo technical support.

Trimoterm FTV Invisio

CE
EN 14509

LPCB
Cert. No. 650a to LPS 1208
Cert. No. 650d to LPS 1181

Trimoterm FTV Invisio (FTV HL) fireproof façade panels shows its outrange clean façade outlook with no visible fixings while fixing on intermediate cladding rails is performed through a panel side lap joint by special developed supporting elements. Panels are mainly intended for vertical type of cladding but under certain conditions and limitations can also be used for various horizontal cladding applications.

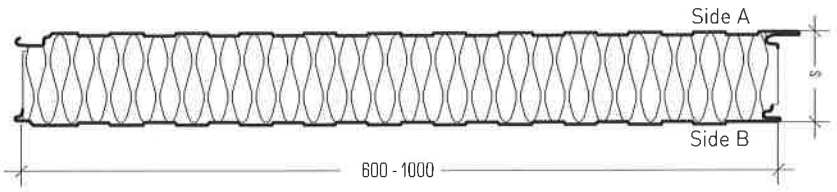

External Profile Types:

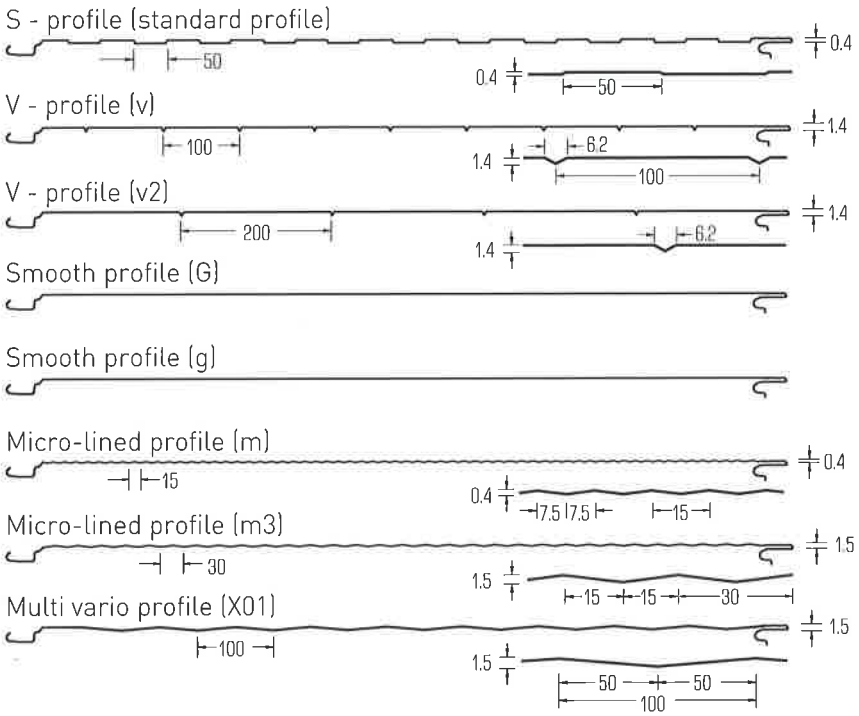

Internal Profile Types:

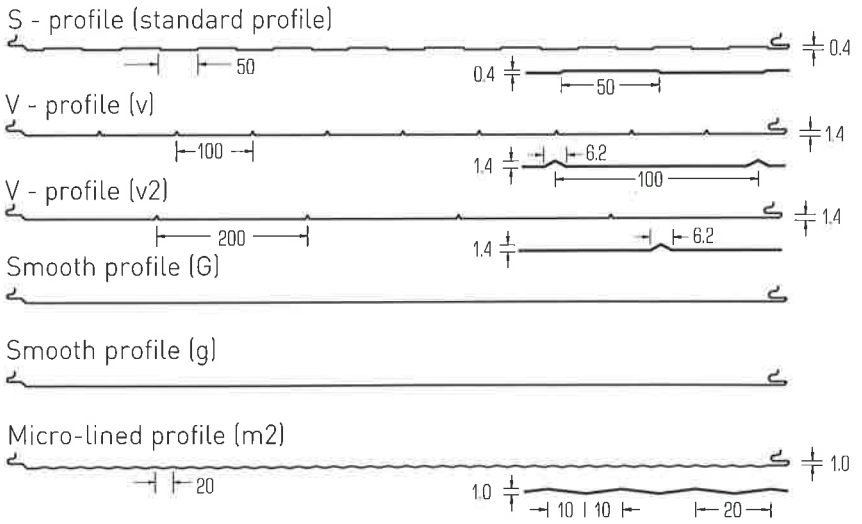

Profile Type	A	B
S - profile (s)	•	•
V - profile (v, v2)	•	•
Smooth profile (G, g)	•	•
Micro-lined profile (m, m3)	•	
Micro-lined profile (m2)		•
Multi vario (X)	•	

Side A is usually the external side of a panel.
Thickness selection for the panels: 50, 60, 80, 100, 120, 133, 150, 172, 200, 240 mm.
Non-standard panel widths can be made by special request.
Panel lengths range up to 14 m.
Additional options and variations of "v" profiles are available upon request.
For all other nonstandard module width sizes and profile finish availabilities please contact Trimo.

Calculation of allowed spans is made by the **SandStat software.**

Trimoterm FTV HL

Panel thickness [mm]	50	60	80	100	120	133	150	172	200	240
EI Fire resistance class (EN 13501-2)	/	EI 30	EI 60	EI 120			EI 180	EI 240		
Combustibility of insulant core (EN 13501-1)	Non - combustible, class A1									
Rw Sound reduction [dB] (EN ISO 10140-3)		30 (-2, 3)	31 (-2, -3)	32 (-1, -3)			32 (-1, -2)			
Cover width [mm]	600 - 1000									
Panel length [m]	up to 14									

Weight FTV HL [kg/m²]	Fe 0,6/Fe 0,6	16.5	17.7	20.1	22.5	24.9	26.5	28.5	31.2	34.5	39.3
***U Thermal transmittance** [W/m²K] (EN 14509)		0.75	0.64	0.49	0.40	0.33	0.30	0.27	0.24	0.20	0.17

An example of panel marking:

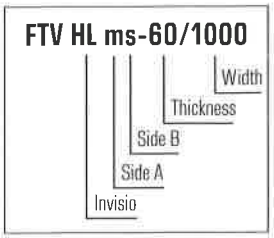

Trimoterm Power



Trimoterm Power is a new range of highly thermal and structural efficient roof and façade panels. Trimoterm Power brand includes two products:
Trimoterm Power T - panels with higher thermal insulation,
Trimoterm Power S - panels with higher structural spanning capabilities.

Trimoterm Power T - FTV HL



Trimoterm Power T are façade panels with higher thermal insulation. They can reach U value down to 0.16 W/m²K, and **up to 10 % higher thermal insulation.**

Panel thickness [mm]		50	60	80	100	120	133	150	172	200	240
Weight FTV HL [kg/m²]	Fe 0,6/Fe 0,6	n/a	16.0	17.8	19.6	21.4	22.6	24.1	26.1	28.6	32.2
***U Thermal transmittance** [W/m²K] (EN 14509)		n/a	0.58	0.45	0.36	0.30	0.28	0.25	0.21	0.19	0.16

Panel thickness 250 mm with U value 0.15 W/m²K is available upon special project request. Please contact Trimo representative or Trimo technical support.

An example of panel marking:

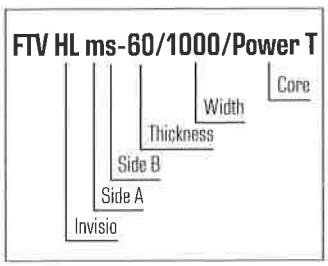

Trimoterm Power S - FTV HL



Trimoterm Power S are long spanning façade panels, which reduce the need for secondary steel construction. Spanning capability is **up to 10 metres.**

Panel thickness [mm]		50	60	80	100	120	133	150	172	200	240
Weight FTV HL [kg/m²]	Fe 0,6/Fe 0,6	16.2	17.4	19.6	21.9	24.2	25.7	27.6	30.2	33.4	37.9
***U Thermal transmittance** [W/m²K] (EN 14509)		0.77	0.65	0.50	0.41	0.34	0.31	0.28	0.24	0.21	0.17

An example of panel marking:

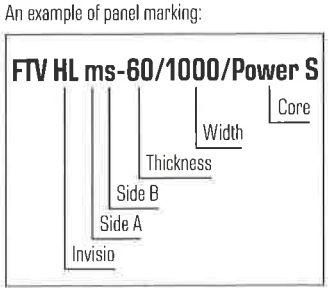

Measured on Trimoterm FTV HL panels modul 1000 mm.
Project specific structural spans to be checked with Trimo technical support.
* Data based on typical MW core. For specific project data refer to Technical CE specification data and contact Trimo technical support. Calculated according to EN 14509 standard without consideration of longitudinal joint losses.

Trimoterm Multivario FTV

CE
EN 14509

The basic model of the Trimoterm Multivario (FTV X and FTV HL X) is the enlarged micro profile. For further possibilities of the internal facing see Trimoterm FTV and FTV HL.

Trimoterm Multivario FTV

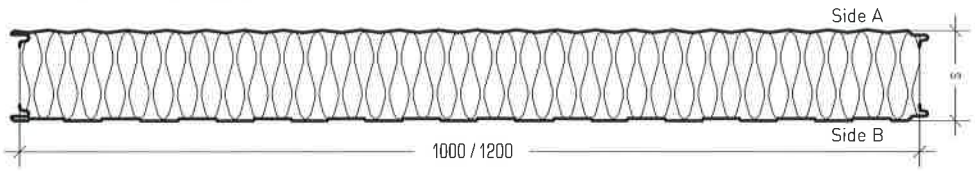

Trimoterm Multivario FTV HL

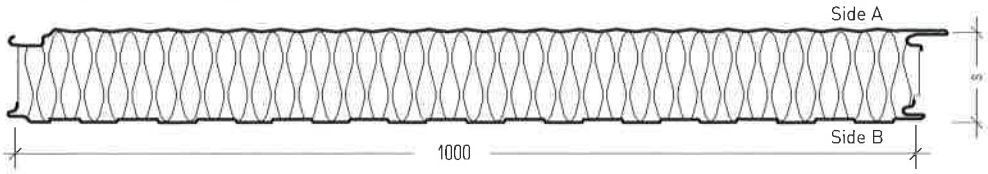

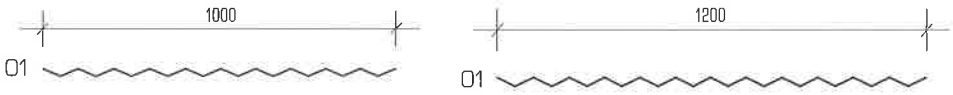

Numerous variations deriving from the basic module are combinations of a flat and ribbed sections throughout the panel surface in intervals of 100 mm. Some of the possibilities are shown below:

An example of panel marking:

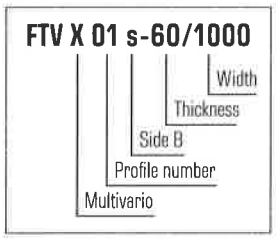

An example of panel marking:

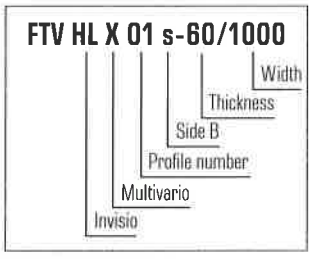

width 1000 mm

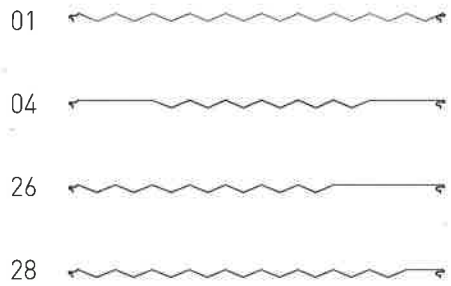

width 1200 mm

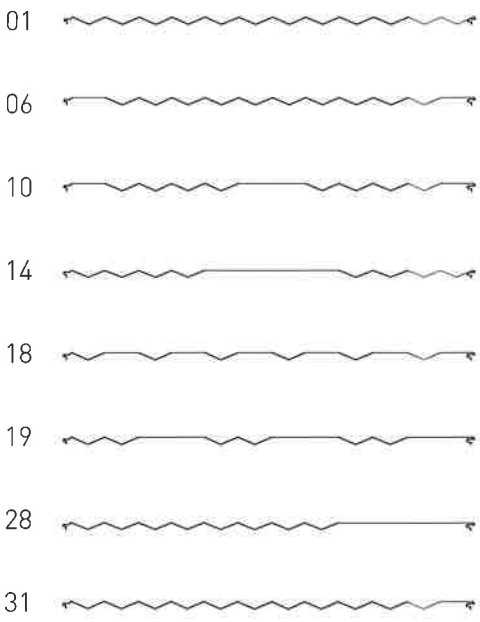

Calculation of allowed spans is made by the **SandStat software**.

For technical performance characteristics please refer to Trimoterm FTV and Trimoterm FTV HL range.

TRIMOTERM ACOUSTIC PANEL

Trimoterm Acoustic

Trimoterm Acoustic panels (FTV-ac, FTV HL-ac, SNV-ac) are used as sound absorbing panels for sound damping in internal applications only. They can be erected as cladding of sound-absorbing cabins, as partition walls and additional cladding on façades and roofs.

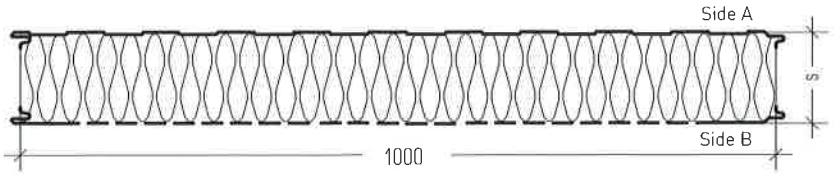

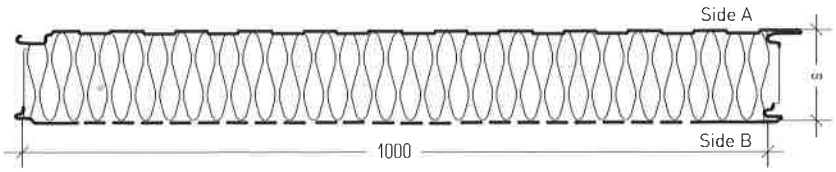

Panel thickness [mm]	60	80	100	120	133	150	172	200	240
Rw Sound reduction [dB] (EN ISO 10140-3)	34 (-2; -4)								
Sound absorption [dB] (EN ISO 354)	8.3								

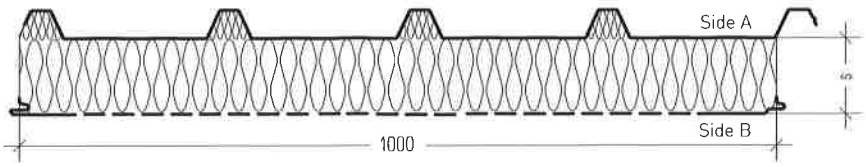

Panel thickness [mm]	60	80	100	120	150	172	200
Rw Sound reduction [dB] (EN ISO 10140-3)	34 (-2; -4)						
Sound absorption [dB] (EN ISO 354)	8.3						

Measured on Trimoterm panels modul 1000 mm.

An example of panel marking:

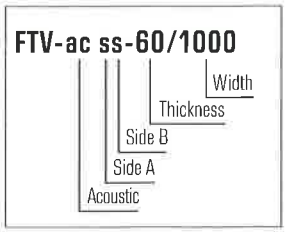

An example of panel marking:

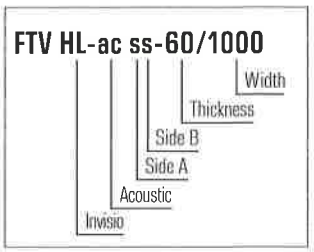

Profile Type	A	B
S - profile (s)	•	•
V - profile (v, v2)	•	•
Smooth profile (G, g)	•	•
Micro-lined profile (m, m3)	•	
Micro-lined profile (m2)		•
Multi vario (X)	•	

Side A is usually the external side of a panel.
Thickness selection for the panels: 60, 80, 100, 120, 133, 150, 172, 200, 240 mm.
Panel width is 1000 mm.
Panel lengths range up to 14 m.

An example of panel marking:

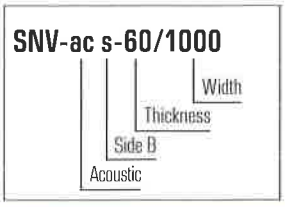

Profile Type	A	B
Trapezoid	•	
S - profile (s)		•
V - profile (v)		•
Smooth profile (g)		•
Micro-lined profile (m2)		•

Side A is usually the external side of a panel. Thickness selection for the panels: 60, 80, 100, 120, 150, 172, 200 mm.
Panel width is 1000 mm.
Panel lengths range up to 14 m.

TRIMOTERM FIREPROOF ROOF PANELS

Trimoterm SNV

CE
EN 14509

LPCB
Cert. No. 650a to LPS 1208
Cert. No. 650b to LPS 1181

Trimoterm SNV fireproof panels are mainly used with additional sealing of longitudinal joints for roof cladding however they can also be used for the wall clading. Minimum roof slope is 3° with additional sealing of longitudinal joints.

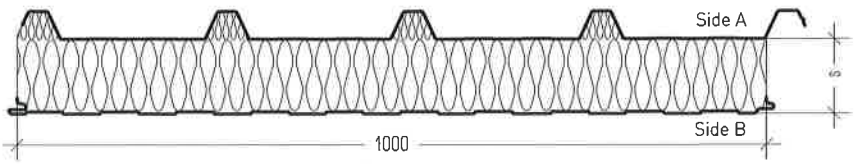

Profile Type	A	B
Trapezoid	•	
S - profile (s)		•
V - profile (v)		•
Smooth profile (g)		•
Micro-lined profile (m2)		•

Thickness selection for the panels 60, 80, 100, 120, 150, 172 and 200 mm.
Panel lengths range up to 14 m.

External Profile Types:

Trapezoid profile

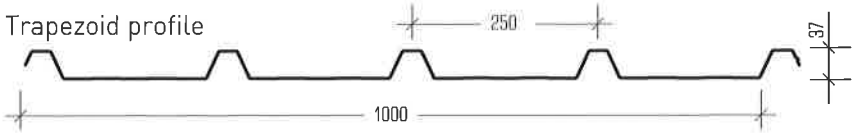

Internal Profile Types:

S - profile (standard profile)

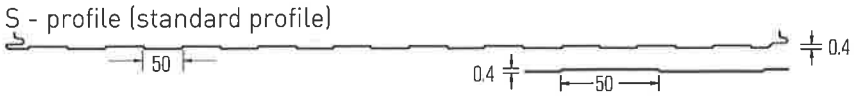

V - profile (v)

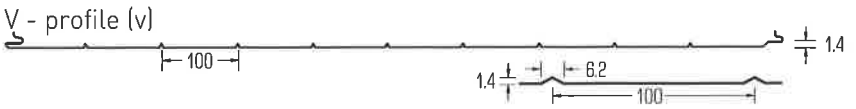

Smooth profile (g)



Micro-lined profile (m2)

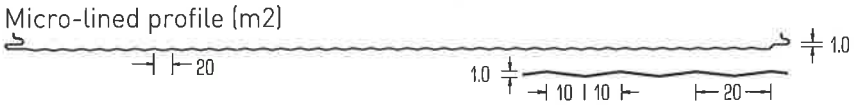

Calculation of allowed spans is made by the **SandStat software**.

Trimoterm SNV

Panel thickness [mm]	60	80	100	120	150	172	200
Fire resistance class SNV (EN 13501-2)	REI 30	REI 60	REI 120		REI 180		
Combustibility of insulant core (EN 13501-1)	Non - combustible, class A1						
Rw Sound reduction [dB] (EN ISO 10140-3)	32 (-1, -4)		33 (-1, -4)				
Min. roof slope	5° or 3° with additional sealing						
Cover width [mm]	1000						
Panel length [m]	up to 14						

Weight SNV [kg/m²]	Fe 0.6 / Fe 0.6	18.9	21.3	23.7	26.1	29.7	32.4	35.7
***U Thermal transmittance** [W/m²K] (EN 14509)		0.65	0.50	0.40	0.34	0.27	0.24	0.21

An example of panel marking:

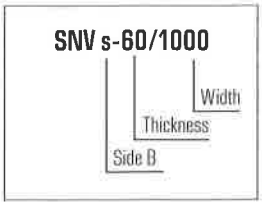

Trimoterm Power T - SNV

up to 11% higher thermal insulation

Trimoterm Power T are roof panels with higher thermal insulation. They can reach U value down to 0.18 W/m²K, and **up to 11 % higher thermal insulation**.

Panel thickness [mm]		60	80	100	120	150	172	200
Weight SNV [kg/m²]	Fe 0.6 / Fe 0.6	17.2	19.0	20.8	22.6	25.3	27.3	29.8
***U Thermal transmittance SNV** [W/m²K] (EN 14509)		0.57	0.44	0.36	0.30	0.24	0.21	0.18



An example of panel marking:

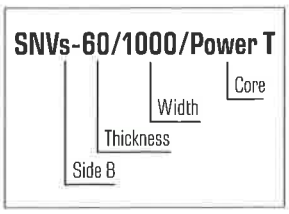

Measured on Trimoterm SNV panels modul 1000 mm.

* Data based on typical MW core. For specific project data refer to Technical CE specification data and contact Trimo technical support. Calculated according to EN 14509 standard without consideration of longitudinal joint losses.

Decorative and fixing elements for TRIMOTERM façade panels

HF 102 - Omega Profile



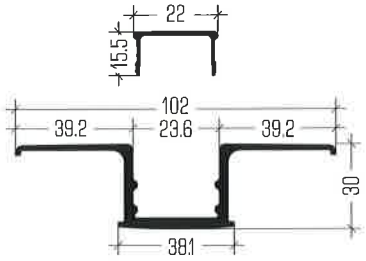

HF5 - Decorative Window Profile



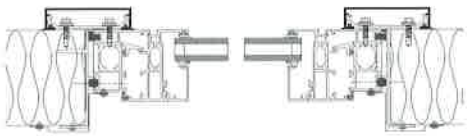

HF6 - Decorative Omega Profile



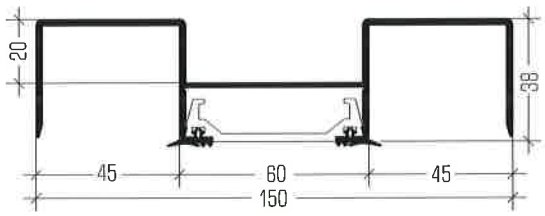

HF4 - Decorative Omega Profile



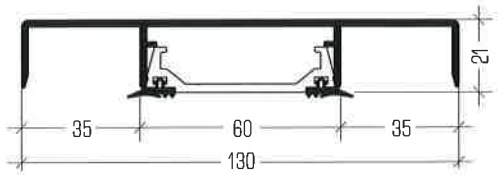

Decorative elements for TRIMOTERM façade panels

HF1 - T Profile



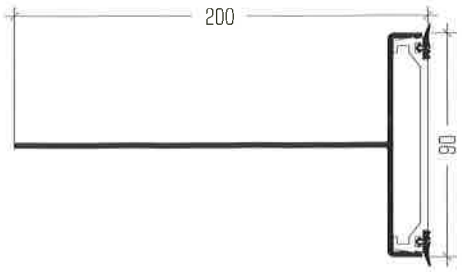

HF2 - Trapezoid Profile



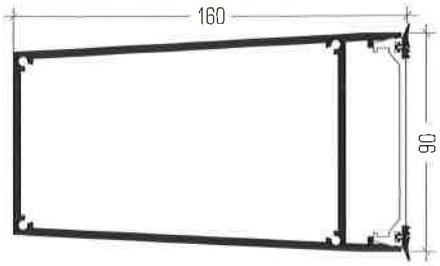

HF7 - Triangular Profile



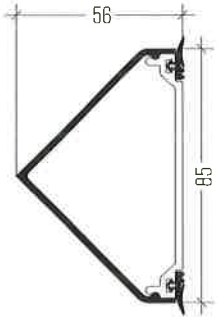

HF8 - Elliptical Profile



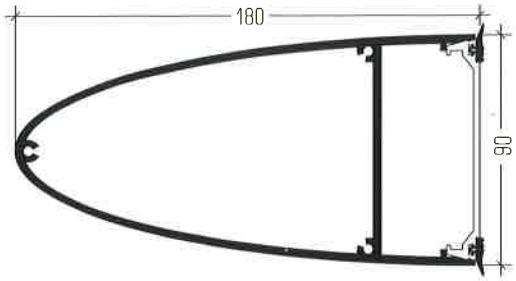

HF9 - Semi-circular Profile



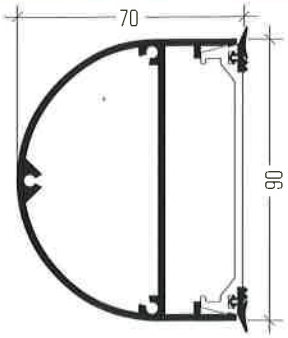



Industrial Links International Pte Ltd

149 Industrial Park E5, Singapore 757511
Tel: +65 6861 6968 | Fax: +65 6861 1681

alainong@singnet.com.sg | kingspan@singnet.com.sg
www.industriallinks.com.sg | www.pidinternational.com