Einbau- und Betriebsanleitung für den Fachhandwerker

Betriebsspannung:	24 V AC ± 10% (50/60 Hz) 24 V DC ± 10%
Leistungsaufnahme:	0.8 W Wirkleistung 2.5 VA Scheinleistung
Ansteuerung:	0-10 V DC
Anschlusskabel:	3 x 0,34 mm²
max. Hub:	4 mm
Stellkraft:	150 N
Stellzeit:	ca. 15 s/mm
Schutzart:	IP 40 nach EN60529
Umgebungstemperatur:	0 - +50 °C (Luftfeuchte nicht kondensierend)
Medientemperatur:	0 - 100 °C

Oventrop GmbH & Co. KG
Paul-Oventrop-Straße 1
D-59939 Olsberg
Telefon +49(0)2962 82-0
Telefax +49(0)2962 82-400
E-Mail mail@oventrop.de
Internet www.oventrop.com

Eine Übersicht der weltweiten Ansprechpartner finden Sie unter www.oventrop.de.

Technische Änderungen vorbahalten.

Installation and operating instructions for the specialised installer

Working Voltage:	24 V AC ± 10% (50/60 Hz) 24 V DC ± 10%
Power consumption:	0.8 W active power 2.5 VA apparent power
Drive:	0-10 V DC
Connecting cable:	3 x 0,34 mm²
Max. piston stroke:	4 mm
Actuating power:	150 N
Floating time:	about 15 s/mm
Protection:	IP 40 accord.to EN60529
Ambient temperature:	0 - +50 °C (not condensed humidity)
Fluid temperature:	0 - 100 °C

For an overview of our global presence visit www.oventrop.com.

Subject to technical modification.

Notice d'installation et d'utilisation pour le professionel

Tension de service:	24 V AC ± 10% (50/60 Hz) 24 V DC ± 10%
Consommation de courant:	0.8 W puissance réelle 2.5 VA puissance apparente
Commande:	0-10 V DC
Câble de raccordement:	3 x 0,34 mm²
Levée max.:	4 mm
Force de réglage:	150 N
Temps de réglage:	environ 15 s/mm
Type de protection:	IP 40 selon EN60529
Température ambiante:	0 - +50 °C (Humidité relative, non condensant)
Température du fluide:	0 - 100 °C

Vous trouvez une vue d'ensamble de nos interlocuteurs dans le monde entier sur www.oventrop.com.

Sous réserve de modifications techniques.

oventrop

Modulierender elektromotorischer Stellantrieb
Modulating electromotive actuator
Modulant servo-moteur

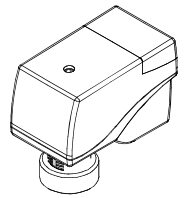

101270580 02/2013

1

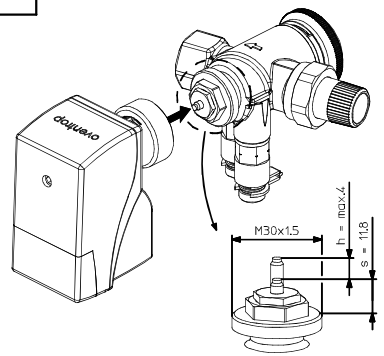

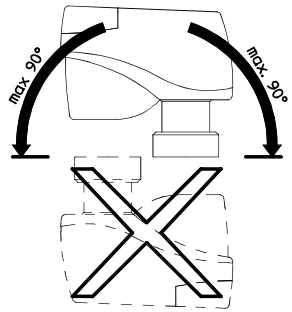

2

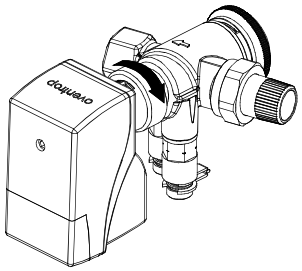

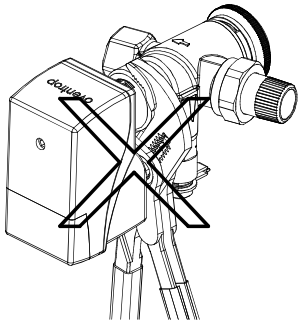

3

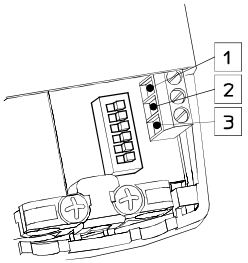

1	0V~/0V	white
2	24V~/24V	brown
3	0-10V	green



GEFAHR! Elektrische Spannung!
DANGER! Electrical Voltage!
DANGER! Tension électrique.

4

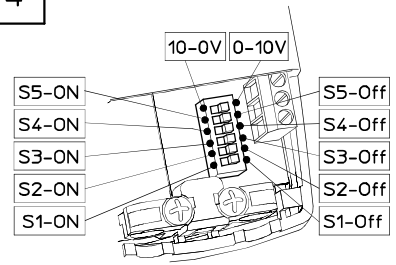

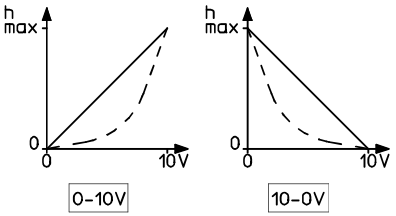

Einstellung der Kennlinien
Settings of characteristic lines
Ajustement des courbes de fonctionnement

Ventil + Stellantrieb
Valve + actuator =
Robinet + moteur

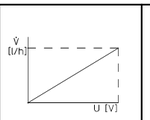

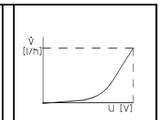

Ventiltyp valve type type du robinet	Ausführung model modèle	Einstellbereich setting range plage de réglage	DIP-Schalter DIP-switch sélecteur DIP S1 S2 S3 S4 S5	DIP-Schalter DIP-switch sélecteur DIP S1 S2 S3 S4 S5
 Cocon QTZ	DN 10/15 30 - 210 l/h	30 - 90 l/h	off off off on off	
		91 - 150 l/h	on off off on off	on on off on on
		151 - 210 l/h	off on off on off	on off on on on
	DN 10/15 90 - 450 l/h	90 - 150 l/h	on on off on off	
		151 - 250 l/h	off off on on off	off off on on on
		251 - 450 l/h	on off on on off	on off on on on
	DN 15/20 150 - 1050 l/h	150 - 200 l/h	off on on on off	
		201 - 300 l/h	off off on off on	off on off on on
		301 - 600 l/h	on on on on off	off off on on on
		601 - 1050 l/h	off off off off on	on off on on on
	DN 20 180 - 1300 l/h	180 - 400 l/h	on off off off on	off on off on on
		401 - 500 l/h	on off off on off	on on off on on
		501 - 600 l/h	off on off on off	on off on on on
		601 - 700 l/h	off on off off on	off on on on on
		701 - 1300 l/h	on on off off on	off on on on on
	DN 25 300 - 2000 l/h	300 - 400 l/h	off off on off on	
		401 - 600 l/h	off off on on off	off off on on on
		601 - 900 l/h	off off off off on	on off on on on
		901 - 1400 l/h	on off on off on	off on on on on
		1401 - 2000 l/h	off on on off on	on on on on on
	DN 32 600 - 3600 l/h	600 l/h	on on on off on	
		601 - 800 l/h	off off off on on	on off on on on
		801 - 1600 l/h	off off off on on	off on on on on
		1601 - 3600 l/h	off off off off off	on on on on on
 Cocon 2TZ +  Cocon 4TR	kvs = 0.45	0.25 U.	off off on off off	
		0.26 - 0.5 U.	off on off on off	
		0.6 - 4 U.	off on off off off	off on off on off
	kvs = 1.0	0.5 - 1 U.	on off off on off	
		1.1 - 4.5 U.	off off off off on	on on on on on
	kvs = 1.8	0.5 - 7 U.	on off off on off	
	kvs = 4.5	0.75 - 1 U.	off on off on off	
		1.1 - 7 U.	off on on off on	

Einstellung der Kennlinien
Settings of characteristic lines
Ajustement des courbes de fonctionnement

Ventil + Stellantrieb
Valve + actuator =
Robinet + moteur

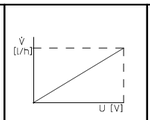

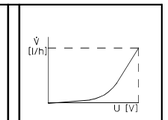

Ventiltyp valve type type du robinet	Ausführung model modèle	Einstellbereich setting range plage de réglage	DIP-Schalter DIP-switch sélecteur DIP S1 S2 S3 S4 S5	DIP-Schalter DIP-switch sélecteur DIP S1 S2 S3 S4 S5
 +  + 	AV6 	VE 2,3	off on on off off	
		VE 4,5	on off on off off	
		VE 6	off off on off off	
	F 	VE 1,2,3,4	on on on off off	
		VE 5,6	off on on off off	
	AZ/A 		on off off off on	on on off on off
	PTB kvs=0.45 	0.25 U.	off off on off off	
		0.26 - 0.5 U.	off on off on off	
		0.6 - 4 U.	off on off off off	off on off on off
	PTB kvs=0.80 	0.5 - 1 U.	on off off on off	
		1.1 - 4.5 U.	off off off off on	on on on on on
 Hycocon HTZ	DN 15 kvs = 1.7	0.5 - 0.75 U.	off on on off off	
		0.76 - 1 U.	on off on off off	
		1.1 - 3 U.	off off on off off	
	DN 20 kvs = 2.7	0.5 - 0.75 U.	off on off off off	
		0.76 - 1.5 U.	off on off on off	
		1.6 - 3 U.	off on on off on	
	DN 25 kvs = 3.6	0.5 - 0.75 U.	on on on off off	
		0.76 - 1.0 U.	off on on off off	
		1.1 - 1.5 U.	on off off on off	
		1.6 - 3.0 U.	off off off off on	
		3.1 - 3.5 U.	off on off off on	
	DN 32 kvs = 6.8	0.5 U.	on on on off off	
		0.6 - 1.0 U.	off on on off off	
		1.1 - 1.5 U.	on off on off off	
		1.6 - 2.0 U.	off off on off off	
		2.1 - 2.5 U.	on on off off off	
		2.6 - 3.0 U.	on off off off off	
		3.1 - 4.0 U.	off off off off off	

Einstellung der Kennlinien
Settings of characteristic lines
Ajustement des courbes de fonctionnement

Ventil + Stellantrieb
Valve + actuator =
Robinet + moteur

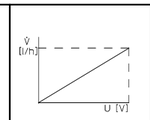

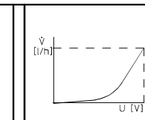

Ventiltyp valve type type du robinet	Ausführung model modèle	Einstellbereich setting range plage de réglage	DIP-Schalter DIP-switch sélecteur DIP S1 S2 S3 S4 S5	DIP-Schalter DIP-switch sélecteur DIP S1 S2 S3 S4 S5
 Hycocon HTZ	DN 40 kvs = 10	0.5 - 0.75 U.	off on on off off	
		0.76 - 1.0 U.	on off on off off	
		1.1 - 1.5 U.	off off on off off	
		1.6 - 2.0 U.	on on off off off	
		2.1 - 2.5 U.	off on off off off	
		2.6 - 3.0 U.	on off off off off	
		3.1 - 4.0 U.	off off off off off	
Fremdfabrikate Other manufacturers Autres fabricants (M30x1.5, s=11.8mm)	Ventilhub h valve lift h levée du robinet h	h = 0.5 mm	on on on off off	on off off on on
		h = 1.0 mm	off on on off off	
		h = 1.5 mm	on off on off off	off on off on on
		h = 2.0 mm	off off on off off	on on off on on
		h = 2.5 mm	on on off off off	off off on on on
		h = 3.0 mm	off on off off off	on off on on on
		h = 3.5 mm	on off off off off	off on on on on
		h = 4.0 mm	off off off off off	on on on on on