

RTR
energía

Leaders in Power Factor Correction

All most 40 years of experience in Power Factor Correction, one of leading PFC manufacturing facility in world, focused in innovations and developments of new products range in the sector of electrical energy efficiency, certified by many organizations which guarantee heigh products.

International Presence
The RTR group has a strong international vocation. Since its foundation/ head office in Spain also has a production facility in Chile and has been opened its own delegations/ Sales offices in various parts of the world like Russia, South Korea, China, Mexico and India with distribution network over 70 countries.
RTR exports more than 65% of its production worldwide.



- Lighting and motor run capacitors, certificaction by AENOR
- Capacitor for power correction, UL810 certification
- Self-extinguishing resin V0, under standard UL94
- Reactors for Harmonic filters certification, by AENOR

Quality and certifications

The quality department of **RTR Energía** ensures that the manufacturing of its products following strictest quality requirements according to international standards.
RTR professional and dedicated team of **R&D (i+D+I) and QC,** allowing us for continuous developments, innovations, safety improvements and various certification for its products and equipment, as recently **V0 self-extinguishing Polyurethane Resin certified under UL94,** certification of Three-phase reactors for harmonic filters by **AENOR**, type tested of three-phase capacitor series DWCAP by L.C.O.E. which gives security and satisfaction disposal to customers.



Engineering and technology

RTR Energía has the most modern technology for the manufacturing capacitors, harmonic filters, transformers, capacitor banks and polyurethane resin.

Assistance and customized manufacturing

The extensive technical equipment of RTR Energía is specialized in designing, manufacturing and installation of solutions adapted to every needs and provides technical assistance to its customers for any phase of the project.



Innovation and design



Highly qualified specialized technical team, latest technology, new materials with the highest performance and designs allowing RTR Energia for innovation and development the best products to improve electrical energy efficiency.
Thanks to this commitments for innovation, RTR Energía has Patented its new three phase capacitor model DWCAP and have certificates for products as ISO-9001:2008, three-phase capacitors under UL810, Lighting capacitors by AENOR, V0 self-extinguishing resin certified under UL94, three-phase harmonic filters by AENOR and type tested three-phase capacitor DWCAP by L.C.O.E.

Verification and control laboratories

RTR Energía has laboratories:

- Low Voltage Laboratory
- High Voltage Laboratory
- Chemical Laboratory

These laboratories allow developing the control of raw material, verification the finished product and development new technologies to deliver high performance product.





MV Capacitors and Banks

MV Capacitor are constituted by elementary units, consisting of aluminum foil windings of high purity and polypropylene film of the highest quality.





BO/R MT **TP Series**



BO/R MT **SP Series**



MV Capacitor Banks

LV Capacitors

Power capacitors are manufactured with low loss metallized self-healing polypropylene film. Dry type capacitors are filled with polyurethane self- extinguishing resin V0, developed under standard UL94 with certification number 20141031-E470994.



New 3Phase DWCAP Series



3Phase MA/C/CE and
1Phase EA Series





3Phase MA/C/CE TER Series



3Phase BO/R Series

LV Fixed Capacitors Banks

Three-phase protected power capacitors are specially designed for reactive power factor correction for installations where inductive automatic load is constant and regulation is not required.



PRE Series



PRBA Series



PRBD Series



Compact-1



Compact-2



LV Automatic Capacitor Banks

These capacitor banks are used in power factor correction for installations where is variable load.



Compact-3 Compact-7



Compact-9





ARM Series
with harmonic filters



ST Series with static contactors

Harmonic Filters and Transformers

Three phase harmonic filters are made of low losses magnetic, copper conductor and 90ºC thermal protection relay. Standard surge factor is 5,67 %, 7% and 14% with 210, 189 and 134 Hz for 50 Hz networks. Single phase transformers are made of low losses magnetic plates, copper conductor.

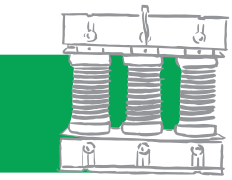





Accessories

The best equipment for the protection and control of our capacitor Banks.





Capacitor duty contactor



MCB



On-load break switch



MCCB

Automatic Power Factor Controllers



PR12-D12
Remote Management



PR9-D



PR8-D





Split Core Current
Transformer



PR11-D

Lighting Components



Lighting capacitor





Electronic Ballast

Three phase capacitors

230/400/415/440/480/525/690 V, 50Hz

Characteristics and utility

- Three phase capacitor DUAL WINDING internally delta connected
- Discharge resistors Incorporated
- Reactive power factor correction
- Dry type
- Connector type terminal
- Indoor mounting

Triple safety

- Overpressure disconnection system
- Protection by internal fuses
- DWCAP system (patent) internal windings Displacement

Construction and materials

- Low losses metallized self-healing polypropylene film, high density, high temperature and greater dielectric resistance Volt/µ
- Polyurethane self-extinguishing resin V0, developed under standard UL 94 by RTR Energía
- Aluminium case with bottom fixing M12x16

Standards

- IEC 60831-1/2
- EN 60831-1/2

Certifications

AENOR Certified Product B78/000001

CERTIFIED AND PATENTED PRODUCT • DWCAP SERIES

Technical Characteristics	
Capacitance tolerance	-5% +10%
Frequency	50 Hz (60 Hz upon request)
Temperature range	-25°C +55°C
Dielectric losses	≤0.2 W/KVAr
Total losses	≤0.45 W/KVAr *
Over voltage	1.10 x Un (8h/day) 1.15 x Un (30min/day) 1.20 x Un (5 min/day) 1.30 x Un (1 min/day)
Over current	1.50 x In
Max. THD in voltage	2%
Max. THD in current	25%
Discharge resistance	Incorporated
Connection	Delta
Voltage test between terminals	2,15 x Un 2 sec.
Voltage test between terminals and case	3kV for 10 sec. AC
Inrush current	upto 200 x In
Protection	IP-20
Humidity	Max. 95%
Life Expectancy	100 000 h (Temp. type D) 120 000 h (Temp. type C)
Altitude	2000 a.s.l.
Mounting position	Universal

* Without resistors







Code	Power	Voltage	Frequency	Current	Capacitance	Dimensions
	KVAr	V	Hz	A	µF	mm
D2300505TER0000	5	230	50	12,55	3x100,29	85 x 230
D2300755TER0000	7,5	230	50	18,83	3x150,43	100 x 230
D2301005TER0000	10	230	50	25,10	3x200,57	120 x 230
D2301255TER0000	12,5	230	50	31,38	3x250,72	136 x 230
D2301505TER0000	15	230	50	37,65	3x300,86	136 x 230

Code	Power	Voltage	Frequency	Current	Capacitance	Dimensions
	KVAr	V	Hz	A	µF	mm
D4001005TER0000	10	400	50	14,43	3x66,31	85 x 230
D4001255TER0000	12,5	400	50	18,04	3x82,89	85 x 230
D4001505TER0000	15	400	50	21,65	3x99,47	100 x 230
D4002005TER0000	20	400	50	28,87	3x132,63	120 x 230
D4002505TER0000	25	400	50	36,08	3x165,79	120 x 230
D4003005TER0000	30	400	50	43,30	3x198,94	136 x 230

Code	Power	Voltage	Frequency	Current	Capacitance	Dimensions
	KVAr	V	Hz	A	µF	mm
D4151005TER0000	10	415	50	13,91	3x61,61	85 x 230
D4151255TER0000	12,5	415	50	17,39	3x77,01	85 x 230
D4151505TER0000	15	415	50	20,87	3x92,41	100 x 230
D4152005TER0000	20	415	50	27,82	3x123,21	120 x 230
D4152505TER0000	25	415	50	34,78	3x154,02	120 x 230
D4153005TER0000	30	415	50	41,74	3x184,82	136 x 230
D4153505TER0000	35	415	50	48,69	3x215,63	136 x 230

Code	Power	Voltage	Frequency	Current	Capacitance	Dimensions
	KVAr	V	Hz	A	µF	mm
D4401005TER0000	10	440	50	13,12	3x54,81	70 x 230
D4401255TER0000	12,5	440	50	16,40	3x68,51	85 x 230
D4401505TER0000	15	440	50	19,68	3x82,21	85 x 230
D4402005TER0000	20	440	50	26,24	3x109,61	100 x 230
D4402505TER0000	25	440	50	32,80	3x137,01	120 x 230
D4403005TER0000	30	440	50	39,36	3x164,42	120 x 230
D4403505TER0000	35	440	50	45,93	3x191,82	136 x 230
D4404005TER0000	40	440	50	52,49	3x219,22	136 x 230

Code	Power	Voltage	Frequency	Current	Capacitance	Dimensions
	KVAr	V	Hz	A	µF	mm
D4801005TER0000	10	480	50	12,03	3x46,05	85 x 230
D4801255TER0000	12,5	480	50	15,04	3x57,56	100 x 230
D4801505TER0000	15	480	50	18,04	3x69,08	100 x 230
D4802005TER0000	20	480	50	24,06	3x92,10	120 x 230
D4802505TER0000	25	480	50	30,07	3x115,13	136 x 230
D4803005TER0000	30	480	50	36,08	3x138,16	136 x 230

Code	Power	Voltage	Frequency	Current	Capacitance	Dimensions
	KVAr	V	Hz	A	µF	mm
D5251005TER0000	10	525	50	11,00	3x38,50	85 x 230
D5251255TER0000	12,5	525	50	13,75	3x48,12	85 x 230
D5251505TER0000	15	525	50	16,50	3x57,74	100 x 230
D5252005TER0000	20	525	50	21,99	3x76,99	120 x 230
D5252505TER0000	25	525	50	27,49	3x96,24	120 x 230
D5253005TER0000	30	525	50	32,99	3x115,49	136 x 230
D5253505TER0000	35	525	50	38,49	3x134,73	136 x 230

Code	Power	Voltage	Frequency	Current	Capacitance	Dimensions
	KVAr	V	Hz	A	µF	mm
D6901005TER0000	10	690	50	8,37	3x22,29	70 x 230
D6901255TER0000	12,5	690	50	10,46	3x27,86	85 x 230
D6901505TER0000	15	690	50	12,55	3x33,43	85 x 230
D6902005TER0000	20	690	50	16,73	3x44,57	100 x 230
D6902505TER0000	25	690	50	20,92	3x55,71	120 x 230
D6903005TER0000	30	690	50	25,10	3x66,86	120 x 230
D6903505TER0000	35	690	50	29,29	3x78,00	120 x 230
D6904005TER0000	40	690	50	33,47	3x89,14	136 x 230

Other power and voltage upon request

Reinforced three phase capacitors

230/400/415/440/480 V, 50 Hz

Characteristics and utility

- Three phase capacitor DUAL WINDING internally delta connected
- Discharge resistors Incorporated
- Reactive power factor correction
- Reinforced design to support over voltage
- Dry type
- Connector type terminal
- Indoor mounting

Triple safety

- Overpressure disconnection system
- Protection by internal fuses
- DWCAP system (patent) internal windings Displacement

Construction and materials

- Low losses metallized self-healing polypropylene film, high density, high temperature and greater dielectric resistance Volt/µ
- Polyurethane self-extinguishing resin V0, developed under standard UL 94 by RTR Energía
- Aluminium case with bottom fixing M12x16

Standards

- IEC 60831-1/2
- EN 60831-1/2

Certifications

AENOR Certified Product B78/000001

CERTIFIED AND PATENTED PRODUCT • DWCAP SERIES

Technical Characteristics	
Capacitance tolerance	-5% +10%
Frequency	50 Hz (60 Hz upon request)
Temperature range	-25°C +55°C
Dielectric losses	≤0.2 W/KVAr
Total losses	≤0.45 W/KVAr *
Over voltage	1.15 x Un
Over current	1.50 x In
Max. THD in voltage	3%
Max. THD in current	30%
Discharge resistance	Incorporated
Connection	Delta
Voltage test between terminals	2,15 x Un 2 sec.
Voltage test between terminals and case	3kV for 10 sec. AC
Inrush current	upto 200 x In
Protection	IP-20
Humidity	Max. 95%
Life Expectancy	130 000 h (Temp. type C) 120 000 h (Temp. type D)
Altitude	2000 a.s.l.
Mounting position	Universal

* Without resistors



Code	Power	Voltage	Frequency	Current	Capacitance	Dimensions
	KVAr	V	Hz	A	µF	mm
D2300505TER0RTF	5	230	50	12,55	3x100,29	85 x 230
D2300755TER0RTF	7,5	230	50	18,83	3x150,43	100 x 230
D2301005TER0RTF	10	230	50	25,10	3x200,57	120 x 230
D2301255TER0RTF	12,5	230	50	31,38	3x250,72	136 x 230
D2301505TER0RTF	15	230	50	37,65	3x300,86	136 x 230

Code	Power	Voltage	Frequency	Current	Capacitance	Dimensions
	KVAr	V	Hz	A	µF	mm
D4001005TER0RTF	10	400	50	14,45	3 x 66,3	85 x 230
D4001255TER0RTF	12,5	400	50	18,06	3 x 82,9	85 x 230
D4001505TER0RTF	15	400	50	21,68	3 x 99,5	100 x 230
D4002005TER0RTF	20	400	50	28,90	3 x 132,6	120 x 230
D4002505TER0RTF	25	400	50	36,13	3 x 165,8	120 x 230
D4003005TER0RTF	30	400	50	43,35	3 x 198,9	136 x 230

Code	Power	Voltage	Frequency	Current	Capacitance	Dimensions
	KVAr	V	Hz	A	µF	mm
D4151005TER0RTF	10	415	50	13,93	3 x 61,6	85 x 230
D4151255TER0RTF	12,5	415	50	17,41	3 x 77	100 x 230
D4151505TER0RTF	15	415	50	20,89	3 x 92,4	100 x 230
D4152005TER0RTF	20	415	50	27,86	3 x 123,2	120 x 230
D4152505TER0RTF	25	415	50	34,82	3 x 154	136 x 230
D4153005TER0RTF	30	415	50	41,79	3 x 184,8	136 x 230

Code	Power	Voltage	Frequency	Current	Capacitance	Dimensions
	KVAr	V	Hz	A	µF	mm
D4401005TER0RTF	10	440	50	13,12	3x54,81	85 x 230
D4401255TER0RTF	12,5	440	50	16,40	3x68,51	100 x 230
D4401505TER0RTF	15	440	50	19,68	3x82,21	100 x 230
D4402005TER0RTF	20	440	50	26,24	3x109,61	120 x 230
D4402505TER0RTF	25	440	50	32,80	3x137,01	136 x 230
D4403005TER0RTF	30	440	50	39,36	3x164,42	136 x 230

Code	Power	Voltage	Frequency	Current	Capacitance	Dimensions
	KVAr	V	Hz	A	µF	mm
D4801005TER0RTF	10	480	50	12,03	3x46,05	85 x 230
D4801255TER0RTF	12,5	480	50	15,04	3x57,56	100 x 230
D4801505TER0RTF	15	480	50	18,04	3x69,08	100 x 230
D4802005TER0RTF	20	480	50	24,06	3x92,10	120 x 230
D4802505TER0RTF	25	480	50	30,07	3x115,13	136 x 230
D4803005TER0RTF	30	480	50	36,08	3x138,16	136 x 230

Other power and voltage upon request

Three phase capacitors for harmonics filter application

230/400/440 V, 50Hz

Characteristics and utility

- Three phase capacitor DUAL WINDING internally delta connected
- Discharge resistors Incorporated
- Reactive power factor correction
- Special design to install with 210, 189 or 134 Hz three phase harmonic filters.
- Dry type
- Connector type terminal
- Indoor mounting

Triple safety

- Overpressure disconnection system
- Protection by internal fuses
- DWCAP system (patent) internal windings Displacement

Construction and materials

- Low losses metallized self-healing polypropylene film, high density, high temperature and greater dielectric resistance Volt/µ
- Polyurethane self-extinguishing resin V0, developed under standard UL 94 by RTR Energía
- Aluminium case with bottom fixing M12x16

Standards

- IEC 60831-1/2
- EN 60831-1/2

Certifications

AENOR Certified Product B78/000001

CERTIFIED AND PATENTED PRODUCT • DWCAP SERIES



Technical Characteristics	
Capacitance tolerance	-5% +5%
Frequency	50 Hz (60 Hz upon request)
Temperature range	-25ºC +55ºC
Dielectric losses	≤0.2 W/KVAr
Total losses	≤0.45 W/KVAr *
Over voltage	1.15 x Un
Over current	1.50 x In
Discharge resistance	Incorporated
Connection	Delta
Voltage test between terminals	2,15 x Un 2 sec.
Voltage test between terminals and case	3kV for 10 sec. AC
Inrush current	upto 200 x In
Protection	IP-20
Humidity	Max. 95%
Life Expectancy	130 000 h (Temp. type C) 120 000 h (Temp. type D)
Altitude	2000 a.s.l.
Mounting position	Universal

* Without resistors

Code	Power	Detuning	Voltage	Frequency	Current	Capacitance	Dimensions
	KVAr	Factor	V	Hz	A	µF	mm
D2300255TER7RCT	2,5	7%	230	50	6,28	3x46,63	70 x 230
D2300505TER7RCT	5	7%	230	50	12,55	3x93,27	85 x 230
D2300755TER7RCT	7,5	7%	230	50	18,83	3x139,90	100 x 230
D2301005TER7RCT	10	7%	230	50	25,10	3x186,53	120 x 230
D2301255TER7RCT	12,5	7%	230	50	31,38	3x233,17	136 X 230
D2301505TER7RCT	15	7%	230	50	37,65	3x279,80	136 X 230

Code	Power	Detuning	Voltage	Frequency	Current	Capacitance	Dimensions
	KVAr	Factor	V	Hz	A	µF	mm
D2300255TER1RCT	2,5	14%	230	50	6,28	3x43,12	70 x 230
D2300505TER1RCT	5	14%	230	50	12,55	3x86,25	85 x 230
D2300755TER1RCT	7,5	14%	230	50	18,83	3x129,37	100 x 230
D2301005TER1RCT	10	14%	230	50	25,10	3x172,49	120 x 230
D2301255TER1RCT	12,5	14%	230	50	31,38	3x215,62	120 x 230
D2301505TER1RCT	15	14%	230	50	37,65	3x258,74	136 X 230

Code	Power	Detuning	Voltage	Frequency	Current	Capacitance	Dimensions
	KVAr	Factor	V	Hz	A	µF	mm
D4001005TER7RCT	10	7%	400	50	14,43	3x61,67	85 x 230
D4001255TER7RCT	12,5	7%	400	50	18,04	3x77,09	100 x 230
D4001505TER7RCT	15	7%	400	50	21,65	3x92,51	100 x 230
D4002005TER7RCT	20	7%	400	50	28,87	3x123,35	120 x 230
D4002505TER7RCT	25	7%	400	50	36,08	3x154,18	136 X 230
D4003005TER7RCT	30	7%	400	50	43,30	3x185,02	136 x 230

Code	Power	Detuning	Voltage	Frequency	Current	Capacitance	Dimensions
	KVAr	Factor	V	Hz	A	µF	mm
D4001005TER1RCT	10	14%	400	50	14,43	3x57,03	100 x 230
D4001255TER1RCT	12,5	14%	400	50	18,04	3x71,29	100 x 230
D4001505TER1RCT	15	14%	400	50	21,65	3x85,55	120 x 230
D4002005TER1RCT	20	14%	400	50	28,87	3x114,06	136 X 230
D4002505TER1RCT	25	14%	400	50	36,08	3x142,58	136 x 230

Code	Power	Detuning	Voltage	Frequency	Current	Capacitance	Dimensions
	KVAr	Factor	V	Hz	A	µF	mm
D4401005TER5RCT	10	5.67%	440	50	13,12	3x51,70	85 x 230
D4401255TER5RCT	12,5	**5.67%**	440	50	16,40	3x64,62	100 x 230
D4401505TER5RCT	15	**5.67%**	440	50	19,68	3x77,55	120 x 230
D4402005TER5RCT	20	**5.67%**	440	50	26,24	3x103,40	120 x 230
D4402505TER5RCT	25	**5.67%**	440	50	32,80	3x129,24	136 X 230

Code	Power	Detuning	Voltage	Frequency	Current	Capacitance	Dimensions
	KVAr	Factor	V	Hz	A	µF	mm
D4401005TER7RCT	10	7%	440	50	13,12	3x50,97	85 x 230
D4401255TER7RCT	12,5	7%	440	50	16,40	3x63,71	100 x 230
D4401505TER7RCT	15	7%	440	50	19,68	3x76,45	120 x 230
D4402005TER7RCT	20	7%	440	50	26,24	3x101,94	120 x 230
D4402505TER7RCT	25	7%	440	50	32,80	3x127,42	136 X 230
D4403005TER7RCT	30	7%	440	50	39,36	3x152,91	136 x 230

Code	Power	Detuning	Voltage	Frequency	Current	Capacitance	Dimensions
	KVAr	Factor	V	Hz	A	µF	mm
D4401005TER1RCT	10	14%	440	50	13,12	3x47,13	100 x 230
D4401255TER1RCT	12,5	14%	440	50	16,40	3x58,92	100 x 230
D4401505TER1RCT	15	14%	440	50	19,68	3x70,70	120 x 230
D4402005TER1RCT	20	14%	440	50	26,24	3x94,27	136 X 230
D4402505TER1RCT	25	14%	440	50	32,80	3x117,83	136 x 230

Other power and voltage upon request

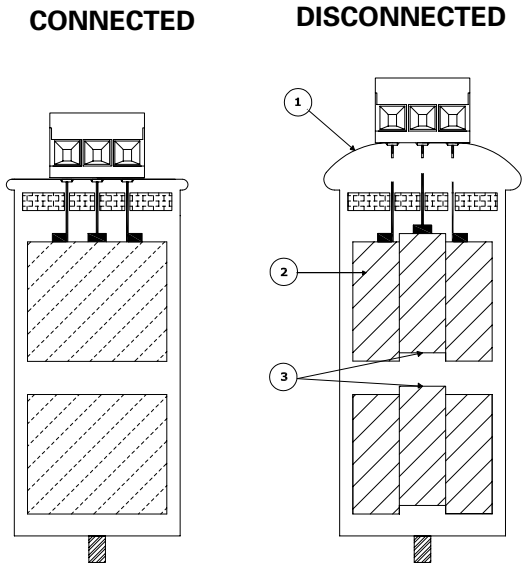

SYSTEM DISCONNECTION
1: Overpressure disconnection
2: Fuses
3: Patent DWCAP disconnection

Triple safety

Temperature (IEC 60831-1/2)

Symbol	Ambient temperature ˚C		
	Maximun	Highest mean over any period of	
		24h	1 year
A	40	30	20
B	45	35	25
C	50	40	30
D	55	45	35

Dimensions

Dimensions	Connection terminal	DRAWING
D x H (mm²)	Max. cable section 1 kV-RV (mm²)	
70x230	10	DRAWING A
85x230	10	
100x230	10	
120x230	35	DRAWING B
136x230	35	

Dimensions

DRAWING A

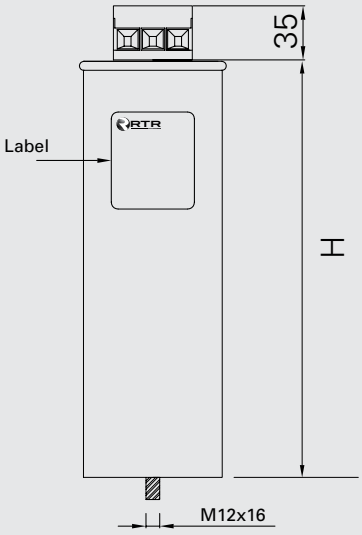

Washer DIN 6798 A M12
Screw DIN 936 M12 ZNC

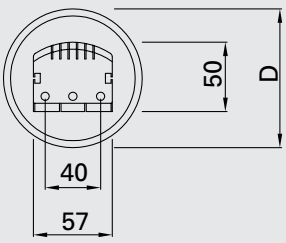

DRAWING B

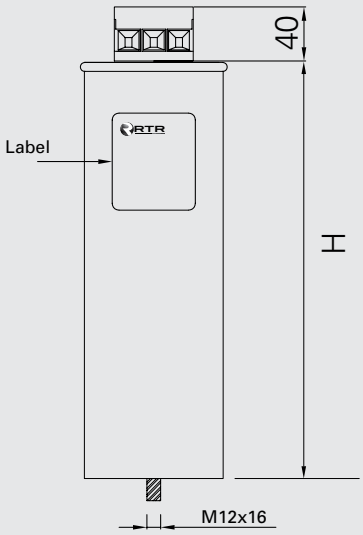

Washer DIN 6798 A M12
Screw DIN 936 M12 ZNC

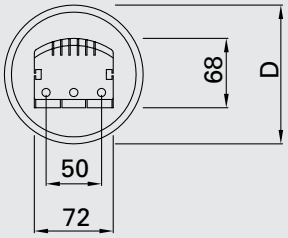



Certificate ES14/15609.01

SGS

GRUPO RTR
RTR ENERGIA, S.L.

Pol. Ind. La Estación
C/ Gavilanes, nº 11
28320 Pinto (Madrid)

ISO 9001:2008

- ✓ Develop & innovation, production, selling and repairing of:
  - Capacitors.
  - Control and correct factor power equipment.
  - Transformers.
- ✓ Production and selling of resins.

Pol. Ind. La Estación, C/ Gavilanes, nº 11 – 28320 Pinto (Madrid)

This certificate is valid from
13 June 2015 until 13 June 2018.
Issue 1. Certified since May 2000.

IAF ENAC



Certificate of Compliance

Underwriters Laboratories

Issued to: RTR ENERGIA S L

GAVILANES 11 BIS, POL IND PINTO ESTACION
PINTO 28320 MADRID SPAIN

This is to certify that representative samples of CAPACITORS
Internally protected, Model Series MA/CE/ETER.

Have been investigated by Underwriters Laboratories Inc.® (U.L.) or any authorized licensee of UL in accordance with the Standard(s) indicated on this Certificate.

Standard(s) for Safety: UL 810 - STANDARD FOR CAPACITORS - Edition 5

Additional Information: **See UL On-Line Certification Directory at www.UL.com for additional information.**

Only those products bearing the UL Recognized Component Mark should be considered as being covered by UL's Recognition and Follow-Up Service.

Look for the UL Recognized Component Mark on the product



MINISTERIO DE INDUSTRIA, ENERGÍA Y TURISMO

L.C.O.E.
LABORATORIO CENTRAL OFICIAL DE ELECTROTECNIA

FUNDACIÓN PARA EL FOMENTO DE LA INNOVACIÓN INDUSTRIAL

TEST REPORT
IEC/EN 60831-1& IEC/EN 60831-2
Shunt power capacitors of the self-healing type for a.c. systems having a rated voltage up to and including 1kV
Part 1: General – Performance, testing and rating–
Safety requirements – Guide for installation and operation
Part 2: Ageing test, self-heating and destruction test

Report Number.	201503011SB1
Date of issue	29/05/2015
Total number of pages	20
Applicant's name	RTR ENERGIA, S. L.
Address	Gavilanes, 11 bis - Pol. Ind. Pinto-Estación 28320 Pinto (Madrid) SPAIN
Test specification:	
Standard	IEC 60831-1:1996 + A1:2002 & EN 60831-1:1996 + A1:2002 IEC 60831-2:1995 & EN 60831-2:1996
Test procedure	--
Non-standard test method	N/A

General disclaimer:
The test results presented in this report relate only to the object tested.
This report shall not be reproduced, except in full, without the written approval of the issuing Testing Laboratory. The authenticity of this Test Report and its contents can be verified by contacting the responsible for this Test Report.

Test item description	SHUNT POWER CAPACITORS
Trade Mark	RTR
Manufacturer	RTR Energía, S. L.
Model/Type reference	Serie DWCAP, DWCAP RCT AND DWCAP RTF
Ratings	See additional table



MINISTERIO DE INDUSTRIA, ENERGÍA Y TURISMO

L.C.O.E.
LABORATORIO CENTRAL OFICIAL DE ELECTROTECNIA

FUNDACIÓN PARA EL FOMENTO DE LA INNOVACIÓN INDUSTRIAL

INFORME DE ENSAYOS
TEST REPORT

Ensayo Nº/*Test Report Nº:* 201411100275-A1

Solicitante/ *Applicant's name:*	RTR ENERGIA, S.L.		
Domicilio/ *Address:*	GAVILANES 11 BIS POL IND LA ESTACION 28320 PINTO (MADRID) SPAIN		
Aparato/ *Test item description:*	Filtering reactor associated to capacitors	Fecha recepción/ *Date of receipt of test item:*	18/11/2014
Marca/ *Trade mark:*	RTR Energía	Fecha de ensayo/ *Date(s) of performance of test:*	18/11/2014 to 19/01/2015
Modelo/ *Model:*	RTF0230-052500000000X	Nº total de pags./ *Total pags. Number:*	1 + 8
Tipo, Nº de Ref./ *Type reference:*	--		
Normas aplicadas/ *Test Specification-Standard:*	IEC 60076- 6:2007 (First Edition) / EN 60076-6:2008 / UNE-EN 60076-6:2010		

Los resultados de los ensayos están contenidos en las hojas adjuntas/ *The tests results are included in the following pages.*
Este informe de ensayos anula y sustituye al informe nº 201411100275 de fecha 16/02/2015 /*This test report cancel and replace to report number 201411100275 issued 16/02/2015*

Fecha de emisión/*Date of issue:* 27 de Febrero de 2015

Ensayado por/ *Tested by:*

ESTEBAN IZQUIERDO GONZALEZ

Responsable Unidad Operativa/ *Head of business unit,*

JESUS SANCHEZ PANDO

C/ Eric Kandel, 1 ● TECNOGETAFE ● 28906 Getafe-Madrid ● Telf.: 91 491 91 00 ● www.ifi.es



Spain

Sales Office:
RTR Energía, S.L.
C/ Gavilanes, 11 Bis
Pol. Ind. Pinto - Estación
28320 Pinto (Madrid) • SPAIN
Tel.: (+34) 916 916 612
Fax: (+34) 916 912 257
E-mail: info@rtr.es
www.rtr.es



Spain

Headquarter&Manufacturing Centre:
RTR Energía, S.L.
C/ Albatros, 30.
Pol. Ind. Pinto–Estación.
28320 Pinto (Madrid) • SPAIN
Telf.: +(34) 916 916 612
Fax: +(34) 916 912 257
E-mail: info@rtr.es
www.rtr.es



Chile

Manufacturing Centre:
RTR Energía Chile, S.A.
La Estera nº 668
Panamericana Norte, Km. 17
Lateo Valle Grande-Lampa • CHILE
Tel: (+56) 2 328 44 00
Fax: (+56) 2 738 69 11
E-mail: dnachile@rtr.cl
www.rtr.cl



Russia

Sales Office:
RTR Russia
Office 5, 6 Ilyinskity tupik Street,
Krasnogorsk,
143405, Moscow Region, Russia
Tel.: +7 495 981-98-39,
+7 495 642-58-82, +7 498 653-40-68
Fax: +7 498 653-40-69
e-mail: sales@khomovelectro.ru
www.rtr.es



China

Sales Office:
RTR (Beijing) Electric CO., LTD.
Room 209, Building B,
Focus Square Center, No.6 FuTong East Avenue,
Chaoyang District.
(Beijing 100102) Pekín, P.R.C.
Tel: +(86) 010 847 63 795
Tel: +(86) 010 847 63 895
Fax:+(86) 010 847 63 995
www.rtr-energia.cn



South Korea

Sales Office:
RTR Energía, S.L.
#802 Sungjin Cowon Bldg.,
Sungsu 2-ro 27
Street 31, Sungdong-gu
Seoul, Korea
Tel: +82 2 464 7964
Fax: +82 2 463 8350
Web: www.rtr.es



Mexico

Sales Office:
RTR Mexico
Franz Blom Peterson 117
Colonia Ermita
Delegacion Benito Juarez
03590, México D.F.
Tel + 52 (55) 5243.7256
e-mail: mexico@rtrenergia.es
www.rtr.es



India

Sales Office:
RTR India
SF No.193/1B, Uzhaippalar Street,
Udayampalayam Road, Vellakinar Village
Coimbatore 641029
Tamil Nadu
India
Tel: +91422 2645690
e-mail: info@rtr.es
www.rtr.es









Underwriters Laboratories